



**RIFLE METALLIC
SILHOUETTE**

OFFICIAL NATIONAL RULES

Revised 2023

No. 9

TABLE OF CONTENTS

SECTION 1 : AIMS AND OBJECTIVES	3
SECTION 2 : SSAA STANDARD RULES	3
SECTION 3 : RIFLE SPECIFICATIONS	4
SECTION 4 : EQUIPMENT AND AMMUNITION	11
SECTION 5 : TARGETS	12
SECTION 6 : POSITIONS	14
SECTION 7 : RANGE STANDARDS	15
SECTION 8 : COURSES OF FIRE	17
SECTION 9 : TIME LIMITS	18
SECTION 10 : COMPETITION REGULATIONS AND RANGE OPERATION	19
SECTION 11 : RANGE CONTROL	23
SECTION 12 : CHAMPIONSHIP (TOURNAMENT) OFFICIALS	24
SECTION 13 : SCORING	25
SECTION 14 : DECISIONS OF TIES	26
SECTION 15 : NATIONAL AND AUSTRALIAN RECORDS	27
SECTION 16 : COMPETITOR DUTIES AND RESPONSIBILITIES	28
SECTION 17 : GRADING	28
SECTION 18 : REGISTRATION	31
SECTION 19 : CHAMPIONSHIP AWARDS	31
SECTION 20 : RIFLE METALLIC SILHOUETTE PROFICIENCY AWARDS	32
SECTION 21 : TARGET TEMPLATES	34
SECTION 22 : DEFINITION OF TERMS	39
APPENDIX A	39

These Rules have been compiled by the Discipline Subcommittee, with amendments by the SSAA National Discipline Chairman's' Conference and approved and ratified by the SSAA Inc. National Board.

RIFLE METALLIC SILHOUETTE NATIONAL RULES

REVISED 2023

No. 9

SECTION 1 : AIMS AND OBJECTIVES

- 1.1** To promote all Rifle Silhouette shooting, under prevailing conditions using rifles capable of the necessary accuracy that can topple the targets.

SECTION 2 : SSAA STANDARD RULES

The SSAA Standard Rules cover common rules, including the protest and appeals process that apply to all disciplines.

The current edition of the Standard Rules is available from the SSAA website at www.ssaa.org.au/standard-rules

These Standard Rules should be used with each disciplines current rule book and they take precedence over any standard rule that may be in a discipline's rule book.

The Rules covered are shown as heading and subheadings in this Rule Book.

2.1 COMPETITOR'S ELIGIBILITY

2.2 JUNIOR COMPETITORS

2.3 PERSONS WITH DISABILITIES

2.3.1 Authorisation

2.3.2 Substitute position

2.3.3 Awards, trophies, records, etc.

2.3.4 Protests

2.4 COMPETITORS RESPONSIBILITY

2.4.1 Competitors and Officials to be familiar with the Rules

2.4.2 Sportsmanship

2.4.3 Behaviour

2.4.4 Range Safety Rules

2.4.5 Safety Equipment

2.4.6 Clothing

2.5 STUCK LIVE ROUND: MANDATORY RULE

2.6 RULE INFRINGEMENTS

2.7 DISCIPLINE CHAIRMAN'S AUTHORITY

2.8 PROTEST AND APPEALS COMMITTEE

2.9 NATIONAL CHAMPIONSHIPS

2.9.1 Disruption to Competition

2.9.2 National Championships and Other Shooting Events

2.9.3 Supplementary Events

SECTION 3 : RIFLE SPECIFICATIONS

Rifles must be weighed and measured before being fired in a match. See Rule 10.14

3.1 GENERAL SPECIFICATIONS FOR RIFLES

3.1.1 Slings: May be attached to the rifle but may not be used for support of the hand or arm.

3.1.2 Palm rests: Palm rests are not allowed. A palm rest is any attachment or extension below the forend which aids the normal hand grip and support of the rifle by the forward hand / arm.

3.1.3 Buttplates and Cheekpieces: A butt or buttplate having a curved rear surface in which the depth of the curve exceeds 25.4 mm (1") when measured from a straight line drawn from the top to the bottom of the buttplate is prohibited. Adjustable buttplates and adjustable cheekpieces must be fixed and sealed in place. See Rule 3.7.4 regarding Black Powder Cartridge Rifle.

3.1.4 Release Triggers: Triggers which function on release are not allowed.

3.1.5 Compensators and Muzzle Brakes: The use of compensators, muzzle brakes and barrel porting is prohibited, except in Air Rifle Silhouette competition if factory fitted. (The adjustment holes on the Boss-CR are not considered to be compensators, muzzle brakes or barrel porting).

3.2 CENTREFIRE SILHOUETTE RIFLE

A centrefire rifle, 6 mm (.243") or larger calibre, meeting the following specifications:

3.2.1 **Maximum weight:** 4.6 kg (10 pound 2.257 ounces) including sights.

3.2.2 **Sights:** Any sights may be used, except sighting devices programmed to activate the firing mechanism. Scopes may not be more than 2 inches above the rifle as measured from the top of the receiver to the underside of the scope tube, nor may the scope be offset from the top center line of the receiver.

Exception: For rifles that eject the empty cartridge case straight up and that normally use an offset scope, the scope may be offset.

3.2.3 **Trigger:** Any functional trigger. Refer to Rule 11.2.

3.2.4 **Stock:** The forend (that portion of the stock forward of the trigger guard) shall not exceed 57.15 mm (2 1/4") wide and 57.15 mm (2 1/4 ") deep measured from the centreline of the bore. The forend shall extend a minimum of 203 mm (8 inches) forward of the forward edge of the receiver ring. The comb shall not extend above the centreline of the bore, but Montecarlo roll may rise 12.7 mm (1/2") on the off side. Buttplate or recoil pad may not extend below the lower line of the stock. Attachments, either removable or permanent which do not cause any portion of the rifle to exceed the weight or dimensions as listed herein are permitted. Magazines do not have to conform to stock measurements but those that extend below the stock line may not be used as support as per Rules 3.2.7 and 3.1.2.

3.2.5 **Barrel:** The barrel may be no longer than 762 mm (30") including the sleeve or attachment, as measured from the face of the closed bolt to the end of the barrel including tuner.

3.2.6 **Trigger guard:** Must be fitted and may not vary from a conventional configuration for the purpose of providing added thumb or palm support and shall be no deeper than 33.3 mm (1 5/16 ") below the bottom line of the forend.

Exception: Thompson Centre (TC) & Ruger single shot rifles are exempt, provided the additional depth of the trigger guard is not used as palm or thumb support.

3.2.7 **Exceptions:** Australian L1A1 U.S. Rifle calibre 30M1, M14 and derivatives, as allowed by state laws. Only these rifles may exceed the weight limit. The magazine of the M1A, M14, and S.L.R. rifle may not be used as a palm rest.

The Brno or CZ rifle stock configuration in its standard form, is exempt from the drop at toe Rule only.

Any firearm that meets Hunter rifle specifications will also be compliant for use unaltered in Silhouette Rifle Matches.

3.3 CENTREFIRE HUNTING RIFLE

A hunting style rifle of 6 mm (.243") or larger calibre.

3.3.1 **Maximum weight:** 4.2 kg (9 pound 4.148 ounces) including sights and if applicable, an empty magazine or clip.

3.3.2 **Sights:** Any telescopic or metallic sight may be used, however any sighting device programmed to activate the firing mechanism is prohibited. Scopes may not be more than 38 mm (1 ½") inches above the rifle, as measured from the top of the receiver to the underside of the scope tube, nor may the scope be offset from the centreline of the bore. Where telescopic sights have been fitted, factory metallic sights may be removed from the firearm.

Exception: For rifles that eject the empty cartridge case straight up and that normally use an offset scope, the scope may be offset.

3.3.3 **Stock:** A hunting style stock. Attachments, either removable or permanent, are not permitted. Swivels and slings are permitted, but slings may not be used for arm support in shooting. Epoxy bedding and the addition of a recoil pad are allowed. Dimensions may not exceed those described in Rule 3.2.4.

NOTE: A competitor may use a Thumbhole Hunting Style Stocks for domestic competition however it may not be used to qualify for an international team.

3.3.4 **Trigger:** Trigger pull is not to be less than 907 grams (2 pounds). Rifles must be equipped with a functional safety. Refer to Rule 11.2. All safety features, including any manual safety, must be functional. Testing of the Trigger and Safety will be carried out in accordance with Rule 10.15.

3.3.5 **Barrel:** A Hunting style contoured barrel that tapers from chamber to muzzle. The maximum barrel length is 26 inches, including tuner. A factory tuner that does not act as a muzzle brake or compensator is permitted (See Rule 3.1.5).

NOTE: A competitor may use a rifle fitted with a bull barrel for domestic competition however it may not be used to qualify for an international team.

3.3.6 **Magazines:** If using a magazine/clip fed rifle, ammunition must be loaded via the magazine, not fed directly into the chamber. Magazines must initially be loaded to capacity but not with more than 5 rounds.

Exception: During a Shoot Off, magazine fed rifles may use single cartridge loading at the direction of the Range Officer.

3.4 RIMFIRE SILHOUETTE RIFLE

Identical to the description of the Centrefire Silhouette Rifle (refer Rule 3.2), except that the rifle shall be chambered for only the .22 calibre short, long, or long rifle cartridge.

3.5 RIMFIRE HUNTING RIFLE

Fired with a sporting rifle identical to the description of the Centrefire Hunting Rifle (refer Rule 3.3), except that:

3.5.1 **Weight:** The weight shall not exceed 3.860 kg (8 pound 8.142 ounces) including sights.

3.5.2 **Calibre:** The rifle shall be chambered for only .22 calibre short, long or long-rifle cartridges.

3.5.3 **Barrel:** Barrel tuners or additional barrel weights are not permitted.

3.6 AIR RIFLE

An Air Rifle, of any calibre less than 6.5 mm (.264), with a maximum weight of 7 kg (15 pound 6.9 ounces) including sights, that is completely self contained at the time of firing. That complies with the following rules;

3.6.1 **Sights:** Any sights may be used except sighting devices programmed to activate the firing mechanism.

3.6.2 **Hooked buttplates:** Are prohibited. Refer Rule 3.1.3 for allowable curvature

3.6.3 **Trigger:** Any functional trigger (refer Rule 11.2).

3.6.4 **Ammunition:** All ammunition shall be removed, from the rifle after the cease fire before leaving the firing line.

3.6.5 **Magazines:** Air Rifle magazines may be loaded to their capacity. Magazines may be left loaded in Air Rifles between the first bank "CEASE FIRE" and the second bank "READY" to avoid indexing issues.

PLEASE NOTE: If personel are required to go up range for any reason then magazines must be removed from the Air Rifle.

3.6.6 **Reservior tanks:** The storage of reservoir tanks for either compressed air or CO2 is prohibited on the firing line.

3.6.7 **Forward hand support:** The forend (that portion of the stock forward of the trigger guard) shall not exceed 155mm (6.1") deep measured from the centreline of the bore.

3.7 BLACK POWDER CARTRIDGE RIFLE

A hunting or military style rifle, single shot, originally made for black powder cartridges, and manufactured prior to 1896 and being typical of the era. Replicas thereof, are permitted. Hammer must be exposed. If replacement barrels, stocks, or other parts are used, they must be as original. Schuetzen style rifles are not permitted.

Note: Blackpowder must be used in accordance with the "SSAA Guidelines for the use of Blackpowder".

Rifles: The rifles listed in **Appendix A** are permitted. Any rifles of the period not specifically mentioned must be presented with documentary evidence to the Appeals Committee. While the following single shot actions may not conform to the exact criteria of Rule 3.7, they are allowed because they conform to the spirit of the competition in form and function, provided they conform to all other configurations of Rule 3.7: Browning 1878, Browning 1885, C. Sharps 75, Falling Block Works, Stevens 44 ½ and Wickliffe 76. Any other action designs not mentioned or shooting equipment not described with Rule 3.7 must be presented with evidence to the Appeals Committee.

- 3.7.1 **Maximum weight:** 5.5kg (12 pounds 2 ounces).
- 3.7.2 **Sights:** Any original manufactured prior to and including 1896 (or reproduction thereof)
- 3.7.3 **Trigger:** In the spirit of the original (refer Rule 11.2).
- 3.7.4 **Stock:** Forend must be attached and shall be of traditional design not to exceed 50.8 mm (2") in width, cannot extend more than 9.53 mm (3/8") below the line of the bottom of the receiver, no attachments are allowed on the forend. Measured from the centreline of the bore, the drop at the heel shall not exceed 69.85 mm (2 3/4"). Drop at toe shall not exceed 203.4 mm (8"). The butt shall not be longer than 133.35 mm (5 1/4") top to bottom. Cheekpieces are permitted but not rollover style. Pistol grips are permitted, but no flared or hand contoured styles. Crescent style buttplates are permissible but cannot be over 29.85mm (1 1/8") deep when measured from a straight line from points of the buttplate. Commercial recoil pads are permissible. Stocks and foreends must be made of natural wood and must be in keeping with designs of the era. (See Rule 4.6).

3.8 SCOPED BLACK POWDER CARTRIDGE RIFLE

Identical to the description of the BPCR (Rule 3.7) with the following exceptions:

- 3.8.1 **Maximum weight:** Including Scope 6.803 kg (15 pounds).
- 3.8.2 **Scope:** No Length or power limitation on the scope. The Scope tube body is to be 19 mm (3/4") or less in diameter and any ocular or objective lenses, adjusting or assembly rings are to be less than 1" in diameter. No internal scope adjustments for windage or elevation.

3.8.3 **Mounts** are to be of a traditional style of the period, and contain the windage and elevation adjustments for the scope in either, or both, the front or rear mounts. No click adjustments in the mount. Either dove tail mounting or scope block mounting is allowed. Original scope mounts of either the Cataract or Malcom styles or variation thereof, or replicas or derivative of either style, are allowed provided the replica or derivative conforms to the criteria mentioned above.

3.8.4 **Cheek pieces** may be used and may be of any height.

3.9 **SMALLBORE BLACK POWDER CARTRIDGE RIFLE**

Identical to the description of the BPCR (Rule 3.7) except firing .22LR (cartridge converters, liners and sleeves are permitted).

Exemption: Small frame Martini's up to and including Model 12/15 may be used, including sights originally made for that rifle(if requested by a match official or technical committee the competitor must provide evidence of this). Standard BPCR sights may be used also.

3.10 **SMALLBORE SCOPED BLACK POWDER CARTRIDGE RIFLE**

Identical to the description of the Scoped BPCR (Rule 3.8) except firing .22LR (cartridge converters, liners and sleeves are permitted).

Exemption: Small frame Martini's up to and including Model 12/15 may be used.

3.11 **SERVICE RIFLE**

Any Centrefire Service Rifle of greater than 6mm (.243) may be used if it is "as issued" for general service by the armed forces of any nation.

Rules are as for Centrefire R.M.S. except:

3.11.1 **Weight:** As issued.

3.11.2 **Sights:** Must be of original design. They may vary in dimensions of rear sight aperture / vee and front sight blade.

3.11.3 **Trigger:** Trigger pull is not to be less than 907 grams (2 pounds) and of "as issued" configuration. Testing of the Trigger will be done in accordance with Rule 10.15 Steps 1 and 3 only.

3.11.4 **Stock:** Is to be standard "as issued". Recoil pads or replacement buttplates are allowed.

3.11.5 **Magazines / Loading:** Magazine rifles will have all rounds loaded from the magazine. Stripper clips may be used to load. Only standard "as issued" magazines may be used and may be included in the forehand grasp.

- 3.11.6 **Barrel:** May be replaced but must conform to the original in terms of dimensions, calibre, chambering and material used in manufacture eg no replacing chrome moly with stainless.
- 3.11.7 **Modifications:** External modifications (except sights – see 3.11.2) are not permitted. Internal parts of the rifle including the bedding may be specially fitted and includes alterations which will improve the function and accuracy of the firearm, provided that such alterations in no way make the firearm unsafe or interfere with the functions of safety devices as manufactured.
- 3.11.8 **Specials:** Special models, limited editions, experimental models, specially modified model rifles are not allowed. The intention of the rifle class is to reflect the general issue firearm of a nation's armed forces.

3.12 LEVER ACTION SILHOUETTE RIFLE (LAS)

The below listed rules apply to all 3 classes of Lever Action Silhouette rifles. (The intent of these Rules is to establish a Match for common hunting carbines and other lever action rifles. The Match is focused toward shooters who enjoy shooting hunting arms and do not want to make the investment required of other specialised types of shooting competitions.)

3.12.1 **Sights:**

(a) Rear sights: These may be open sights, receiver or tang sights mounted as originally intended. No Olympic type sights or extended mounts are permitted. No lenses are permitted in rear sights.

(b) Front sights: These must be a post or bead, may be hooded or if interchangeable may use post or bead inserts only. Fibre optic material may be used in or on the post or bead and may not be longer than its support blade and not to exceed 1 1/8" in length. In an anti-glare tube, the fibre optic material may not be any longer than the tube or extend outside the tube. *The fibre optic sights do not need to be commercially manufactured.* No lenses are permitted in front sights

3.12.2 **Barrels:** Must be factory original to that make of rifle or may be relined. Original barrels rebored to a larger caliber are allowed.

3.12.3 **EXCEPTION:** A competitor may use a rifle fitted with a non factory original barrel for domestic competition only, provided it is in a original factory dimension and chambering (no wildcats). If requested by the Technical Committee, the competitor must provide any reasonable evidence of this. However no rifle fitted with a non factory original barrel (to that make of rifle) may be used by a competitor to obtain a position on an International team.

3.12.4 **Trigger:** Any safe trigger is allowed. (Refer Rule 11.2)

3.12.5 **Stock:** Must be of an original configuration. Recoil pads or replacement buttplates are allowed.

3.12.6 **Ammunition:** Ammunition must be loaded through the tubular magazine.

3.12.7 Classes of Lever Action Silhouette Rifles

Listed below are the three classes of Lever Action Silhouette Rifles.

(a) Lever Action Silhouette: Any Lever Action Centrefire Rifle .25 calibre or larger with a tubular magazine of original manufacture or replica thereof. A rimmed case loaded with a round or flat nosed bullet must be used.

Exception: .30 Remington and 35 Remington are allowed.

(b) Pistol Cartridge Lever Action Silhouette: Any Lever Action rifle with a tubular magazine. A rimmed pistol cartridge with an overall cartridge length no greater than 42mm (1.65 Inches) loaded with a round or flat nosed bullet must be used, i.e. 25-20, 32-20, 38's, 357 Magnum, 38-40, 44's, 44-40, 45 Colt, 45 Long Colt, .22 Magnum, .22 long rifle.

(c) Smallbore Rifle Silhouette: Any Lever Action, Pump, or Semi-auto Rimfire rifle with a tubular magazine - the rifle shall be chambered for only the .22 calibre short, long, or long rifle cartridge.

SECTION 4 : EQUIPMENT AND AMMUNITION

4.1 SPOTTING SCOPES

Are allowed (except for LAS).

Binoculars may be used for spotting in Lever Action Silhouette without using Artificial Support.

4.2 SHOOTING MAT OR GROUND CLOTHS

Are permitted only in Black Powder Cartridge Rifle competition.

4.3 GLOVES

May not be worn except when required for warmth. Conditions permitting the use of gloves will be determined by the Appeals Committee. Shooting gloves may not be worn.

4.4 CLOTHING

Commercial type trap and skeet vests (sleeveless) and shotgun shooting shirts are permitted as well as clothing normally suitable for existing climatic conditions. Shooting coats, unnecessarily heavy clothing, or anything on the person that would provide artificial support, such as clothing having excess padding or stiffening material or which restricts or supports the body in the shooting position, may not be worn. Vests that may be considered or construed to be unnecessarily heavy or to provide artificial support are permitted if they can be closed over a gauge made of 101.6 mm (4") thin wall PVC pipe, not less than 762 mm (30") in length, passed through the entire length of the vest. The vest must also be opened or vented from the bottom edge to a point 50.8 mm (2") above the crest of the hip bone.

Any dispute regarding clothing will be submitted to the Appeals Committee for final decision.

4.5 AMMUNITION

Competitors furnish their own ammunition. Loads that damage targets (except mild steel targets) or those that are deemed unsafe may be disallowed by the Range Officer or Appeals Committee. The use of any other type of ammunition may be prohibited by local range or Match regulations.

4.5.1 **Centrefire ammunition:** Armour Piercing (AP) or tracer ammunition is not permitted. As well as any other ammunition prohibited by local regulations or range approval conditions.

4.5.2 **Rimfire/Smallbore match ammunition:** Hyper velocity rounds with a Muzzle Velocity of greater than 1400FPS (426.7 m/s) are not permitted.

4.5.3 **Lever Action Silhouette Ammunition:** May be loaded with smokeless or black powder, using jacketed or cast bullets, with or without gas checks. All bullets must be round or flat nosed suitable for tubular magazine use.

4.5.4 Black Powder Cartridge Rifle Ammunition

(a) **Cartridges:** Will be of the black powder era, any calibre, and loaded with black powder or reproduction thereof. Smokeless powder in any quantity may not be used (including Duplex Loads). Match Officials, at their discretion, may select one or more loaded cartridges at random, pull the bullet, and check contents.

(b) **Projectiles:** Cast or swaged lead or lead alloy projectiles only. No jacketed or gas checked bullets. Paper patching is permitted. Muzzle loading / breech seating of projectiles is permitted but no additional time will be allowed.

4.6 EQUIPMENT (GENERAL)

All devices or equipment which may facilitate shooting and which are not mentioned in these Rules, or which are contrary to the spirit of these Rules and Regulations are forbidden. The Official Range Officer and Appeals Committee or Match Director shall have the right to examine a competitor's equipment or apparel. The responsibility shall be upon the Competitor to submit questionable equipment and apparel for official inspection and approval in sufficient time prior to the beginning of a Match so that it will not inconvenience either the Competitor or the Officials.

SECTION 5 : TARGETS

5.1 Targets:

For SSAA Registered Silhouette Competition targets shall be of the size and shape established by the scale drawings approved by the SSAA National R.M.S. Subcommittee, or as scaled to alternate distances in accordance with Rule 7.5 and Rule 7.6. Non metric ranges shall have the target size reduced accordingly.

5.2 Banks

Targets are to be in banks of five, with all targets in each bank facing the same direction.

5.3 Colour

Targets (including sighter targets) may be of any one colour that contrasts with the background so that they can be clearly seen. The colour of sighter targets/swingers will be the same as the match targets.

5.4 Hard set

If targets need to be hard set (fixed) due to adverse weather conditions, all hits shall be scored and targets repainted after each detail has shot. Any Match allowing scoring of hits only will be de-Registered.

5.5 Target types and sizes

There are four basic kinds of silhouettes: Chicken, Pig, Turkey, and Ram.

5.5.1 Centrefire Rifle, Centrefire Hunting Rifle, Service Rifle, Black Powder Cartridge Rifle and Lever Action Silhouette Rifle competitions are fired on full size targets. (**Full Size Target**)

5.5.2 Pistol Cartridge Lever Action Silhouette Rifle are fired on one half scale pistol cartridge targets. (**Half Scale Pistol Cartridge Target**).

5.5.3 Smallbore Silhouette Rifle competitions are fired on one half scale smallbore targets. (**Half Scale Small Bore Target**)

5.5.4 Rimfire Silhouette Rifle and Rimfire Hunting Silhouette Rifle competitions are fired on one-fifth scale targets. (**Rimfire Rifle Target**)

5.5.5 Air Rifle competitions are fired on one-tenth scale targets. (**Air Rifle Target**)
(The hole between the horn and the head of the ram shall be optional for all targets except full size).

Scaled drawings of all targets are available from the National Discipline Chairman.

5.6 Target material specifications

The dimensions are shown below for target thickness and for foot and stand sizes. A 10% plus or minus variation is permitted for the feet of the targets. Target steel thickness is a very large factor in the weight of the targets.

5.6.1 **Full Size Target:** Targets should be made from Hardened steel with a minimum hardness of 360 BHN (Brinell Hardness Number) and should be 12.7 mm (1/2") thick for chickens and pigs and 10 mm (3/8") thick for turkeys and rams.

5.6.2 **Half Scale Pistol Cartridge Target:** Targets should be made from Hardened steel with a minimum hardness of 360 BHN (Brinell Hardness Number) and should be 10mm thick. Chickens and Pigs may be up to 12mm thick.

5.6.3 **Half Scale Small Bore Target:** Rams should be 5mm thick, turkeys and pigs should be no less than 6 mm thick and no more than 6.5mm thick, and chickens should be 10 mm thick or their nearest equivalent.

5.6.4 **Rimfire Rifle Target:** Targets should be no less than 6mm thick and no more than 12.7 mm thick for the chickens. The pigs, turkeys and rams should be no less than 6 mm thick and no more than 6.5 mm thick.

5.6.5 **Air Rifle Target:** Targets can be made from up to 5 mm thick cold rolled steel and welded to bases of the same material.

- 5.7 Target feet and stands specifications:** The “feet” and the top of the stands must be the same size with a maximum variation of 10%. Feet should be the same material as the target
- 5.7.1 Centrefire Rifle:** For full size targets, the chicken should stand on a 76 mm x 101 mm (3" x 4") foot, each foot of the pig should be on a 50 mm x 101 mm (2" x 4") foot; the turkey foot should be 76 mm x 200 mm (3" x 8") and the ram feet should be 101 mm x 127 mm (4" x 5") each. The top of the stand may not be less than 152 mm (6") above the ground for Centrefire competition.
- 5.7.2 Half Scale Pistol Cartridge target:** All feet should be 50 mm x 100 mm long
- 5.7.3 Half Scale Small Bore target:** All feet should be 50 mm x 100 mm long
- 5.7.4 Rimfire Rifle:** On the one-fifth scale targets, all feet should be 25 mm x 50 mm (1" x 2") long, except that the pig target may have a single foot welded to both legs, no more than 100 mm (4") long. The top of the stand may not be less than 50 mm (2") above the ground for Rifle Competition.
- 5.7.5 Air Rifle:** On the one-tenth scale targets, all feet should be 19 mm x 25 mm (3/4" x 1") for chickens, pigs and turkeys and 19 mm x 50 mm (3/4" x 2") for rams. Air Rifle Stands are made by welding a similar sized base to a 30d nail which can either be pushed into the ground or driven into a 50 mm x 100 mm (2" x 4") piece of timber. Targets should be set free standing at least 50 mm (2") off the ground, but may be elevated to a higher position.
- 5.8 Hinged:** Remotely re-settable targets may be used for Rimfire Rifle and Air Rifle competition.
- 5.9 Target setting (Lever Action Silhouette):** To ensure that full-size rams only will be knocked down with reasonable loads, they should be set so that the center of gravity works through a plane intersecting the stands approximately 30 mm forward of the rear edge. This can be accomplished by experimentally moving the target to the rear until it topples, and then moving it forward of the topple point 25 mm. Stands can be designed to incorporate stops to facilitate setting the targets to the proper topple point. Pistol Cartridge Lever Action targets and Smallbore targets are to be set full-foot and flush with the backs of their stands.
- 5.10 Target Spacing:** Targets should be placed a minimum of one target width between targets, but not more than 3 ½ target widths between.
- 5.11 Target visibility:** As a minimum the targets as described in the rule book (figures A, B,C and D) must be visible to all competitors.

SECTION 6 : POSITIONS

- 6.1.1 The Ground:** All references to “The Ground” in the following position Rules are to be construed as applying to the surface of the firing point.
- 6.1.2 Artificial Support:** Any supporting surface except the ground not specifically authorised for use in the Rules for the position prescribed.

- 6.1.3 **Artificial Support for Black Powder Cartridge Rifle Matches:** Artificial support for Black Powder Cartridge Rifle only shall be in the form of approved design crossed sticks constructed of 2 wooden legs, no greater than 25 mm by 50 mm (1" x 2") in thickness and width or 38 mm (1 1/2") in diameter and bolted or tied so that the 2 legs are hinged and capable of pivoting. The end of the legs may be equipped with spikes no more than 75 mm (3") in length and no wider than the edge of the crossed stick. They may be inserted into the ground to aid in retention of an upright position. One layer of protective material may be suspended or inserted in the V of the crossed sticks to protect the rifle. All crossed sticks will be certified.
- 6.1.4 **Firing Position:** Any standing position without artificial support. The rifle will be supported by the hands and one shoulder only. One hand must be forward of the pistol grip.
- 6.2 FIRING POSITION: BLACK POWDER CARTRIDGE RIFLE MATCHES**
- 6.2.1 **Chickens (200m BPCR/50m Smallbore BPCR):** Any Standing Position without artificial support. The rifle will be supported by the hands and one shoulder. All parts of one hand must be forward of the pistol grip.
- 6.2.2 **All Other Targets (300, 385 and 500 metres BPCR/100,150 and 200m Smallbore BPCR):** Any position, including crossed sticks but excluding Benchrest.
- 6.2.3 **A crossed stick position:** Is one where the competitor is in a Prone, Sitting, Kneeling or Standing Position with the barrel or forend resting in or above the V of the crossed sticks in such a manner that no Competitors or Range Personnel are endangered. See Rule 6.1.3

SECTION 7 : RANGE STANDARDS

7.1 SAFETY

The Range must meet all normal and local safety requirements.

7.2 FIRING LINE

The firing line is for safety and measurement purposes. No Competitor will place their feet forward of the firing line.

7.3 FIRING POINT

Each firing point shall be numbered to correspond with a Bank of Targets and should ideally have a minimum width of 1.8 m with a support for the rifle and ammunition.

7.4 SHELTER

The firing points may be protected with a roof but may not be wholly or partly enclosed. Competitors must be exposed to prevailing winds. This does not preclude the construction of Ranges within areas surrounded or partially surrounded by safety walls. Umbrellas or other types of temporary individual shelters are not to be used.

7.5 DISTANCES

All distances are measured from the firing line to the face of the targets when targets are placed in their proper positions on their stands. Matches are commonly fired at the following distances (a +/-1% variation is permissible).

- 7.5.1 Centrefire, Service and Black Powder Cartridge Rifle Silhouette:
Targets: Full Size at distances of 200 – 300 – 385 - 500 metres.
- 7.5.2 Lever Action Silhouette Rifle
Targets: Full Size, at distances of 50 – 100 – 150 – 200 metres.
- 7.5.3 Smallbore Black Powder Cartridge Rifle
Targets: Half Scale Smallbore at distances of 50 – 100 – 150 – 200 metres.
- 7.5.4 Pistol Cartridge Lever Action Silhouette Rifle
Targets: Half Scale Pistol Cartridge at distances of 40 – 50 – 75 – 100 metres.
- 7.5.5 Smallbore Silhouette Rifle
Targets: Half Scale Smallbore at distances of 40 – 50 – 75 – 100 metres.
- 7.5.6 Rimfire Rifle Silhouette
Targets: Rimfire Target at distances of 40 – 60 – 77 – 100 metres
- 7.5.7 Air Rifle Silhouette
Targets: Air Rifle Target at distances of 20 – 30 – 36 – 45 yards
18.3 – 27.4 – 32.9 – 41.1 metres.

7.6 ALTERNATE RANGE DISTANCES

Where available range distances do not permit targets to be placed at their maximum specified distances, Match Organisers must use targets scaled proportionally to the shorter distances. In such cases, the actual distances must be stated in the program, but under no circumstances may Centrefire and Black Powder Cartridge Rifle Silhouette be fired at a distance closer than 200 metres, nor may Rimfire Silhouette be fired at a distance closer than 40 metres.

7.7 ILLUMINATION

Artificial illumination of ranges is allowed.

7.8 TARGET AND FIRING POINT IDENTIFICATIONS

Each bank, consisting of five silhouettes, shall be distinguished from other banks by number boards. These boards are to be legible from the firing line and placed above or below the centre of such bank or by readily distinguished, brightly coloured panels placed between continuous banks. Each firing point shall be marked by numbered small silhouettes or some other device so as to be readily identified as to which firing point is to be used to fire on each bank.

7.9 WIND FLAGS

A wind flag shall be placed at the end or ends of each target line (except in LAS). Any contrasting colour may be used. Wind Flags are not permitted to be used for Lever Action Silhouette matches.

7.10 COMMUNICATION

Communication will be maintained between the target pit and firing line whenever personnel are in the pits.

7.11 CONTRASTING BACKGROUND

It is recommended that dirt berms or other suitable backstops of a contrasting colour to the targets be placed behind the targets to assist with spotting shots.

SECTION 8 : COURSES OF FIRE

8.1 CENTREFIRE, SERVICE RIFLE, AND BLACK POWDER CARTRIDGE RIFLE COMPETITION

A Registered Match consists of 40 rounds fired in the Standing Position on standard Centrefire Rifle Silhouette targets and appropriate Positions in Black Powder Cartridge Rifle (refer Rule 6.2) as follows:

Ten Chicken targets at 200 metres.

Ten Pig targets at 300 metres.

Ten Turkey targets at 385 metres.

Ten Ram targets at 500 metres.

Note: 60 shot Matches are allowed in BPCR but the grading shall record both the first 40 and the average (divide by .6666), but will only count for one grade break.

8.2 SMALLBORE BLACK POWDER CARTRIDGE RIFLE COMPETITION

A Registered Match consists of 40 rounds fired in the Positions described in Black Powder Cartridge Rifle (refer Rule 6.2) as follows:

Ten Chicken targets at 50 metres.

Ten Pig targets at 100 metres.

Ten Turkey targets at 150 metres.

Ten Ram targets at 200 metres.

Note: 60 shot Matches are allowed in BPCR but the grading shall record both the first 40 and the average (divide by .6666), but will only count for one grade break.

8.3 RIMFIRE RIFLE COMPETITION

A Registered Match consists of 40 rounds fired in the Standing Position on one-fifth size standard Centrefire Rifle Silhouette targets as follows:

Ten Chicken targets at 40 metres.

Ten Pig targets at 60 metres.

Ten Turkey targets at 77 metres.

Ten Ram targets at 100 metres.

8.4 AIR RIFLE COMPETITION

A Registered Match consists of 40 rounds fired in the Standing Position on one-tenth size standard Centrefire Rifle targets as follows:

Ten Chicken targets at 20 yards (18.3 m).

Ten Pig targets at 30 yards (27.4 m).

Ten Turkey targets at 36 yards (32.9 m).

Ten Ram targets at 45 yards (41.1 m).

8.5 LEVER ACTION SILHOUETTE RIFLE:

Ten Chicken targets at 50 metres.
Ten Pig targets at 100 metres.
Ten Turkey targets at 150 metres.
Ten Ram targets at 200 metres.

8.6 PISTOL CARTRIDGE LEVER ACTION SILHOUETTE RIFLE AND SMALLBORE SILHOUETTE RIFLE:

Ten Chicken targets at 40 metres.
Ten Pig targets at 50 metres.
Ten Turkey targets at 75 metres.
Ten Ram targets at 100 metres.

Note: refer to 11.5.2

SECTION 9 : TIME LIMITS

9.1 COMPUTING TIME

Time is not checked on each shot but is computed on the indicated allowance for each five shot string. The Chief Range Officer may terminate any relay before completion of the full time allowance, if all Competitors in that detail have completed firing.

9.2 TIME ALLOWANCES

Centrefire Rifle, Rimfire Rifle, Air Rifle and Service Rifle events.

9.2.1 **Ready Time:** 15 seconds will be allowed after the command "READY" before the command "FIRE".

9.2.2 **Firing Time:** Two and one half minutes will be allowed to fire five shots at each bank of five targets (One Shot per Target) from left to right.

9.2.3 **Alibis:** Thirty (30) seconds will be allowed for each unfired round of the series in which the alibi is allowed.

9.2.4 **Shoot Offs:** Thirty (30) seconds will be allowed for each shot fired in a shoot off for ties.

9.3 TIME ALLOWANCES: BLACK POWDER CARTRIDGE RIFLE EVENTS

9.3.1 **Ready Time:** Thirty (30) seconds will be allowed after the command "READY" and before the command "FIRE".

9.3.2 **Firing Time:** Five minutes will be allowed to fire one shot on each target of a bank of five targets left to right.

Note: For the first bank after a distance change please refer to rule 10.7.2

9.3.3 **Alibis:** 60 seconds will be allowed for each unfired round of the series in which the alibi is allowed.

9.3.4 **Shoot-offs:** 60 seconds will be allowed for each shot fired in a shoot off for ties.

9.4 TIME ALLOWANCES: SMALLBORE BLACK POWDER CARTRIDGE RIFLE EVENTS

- 9.4.1 **Ready Time:** 30 seconds will be allowed after the command "READY" and before the command "FIRE".
- 9.4.2 **Firing Time:** 8 minutes will be allowed to fire unlimited sighters and one shot at each target of a bank of ten targets.
- 9.4.3 **Alibis:** 60 seconds will be allowed for each unfired round of the series in which the alibi is allowed.
- 9.4.4 **Shoot-offs:** 60 seconds will be allowed for each shot fired in a shoot off for ties.

9.5 TIME ALLOWANCES: ALL LEVER ACTION SILHOUETTE RIFLE CLASSES

- 9.5.1 **Ready Time:** Thirty (30) seconds will be allowed after the command "READY" is given before the command "FIRE".
- 9.5.2 **Firing Time:** Two (2) Minutes will be allowed to fire one shot on each target of a bank of five targets left to right.
- 9.5.3 **Alibis:** Thirty (30) seconds will be allowed for each unfired round of the series in which the alibi is allowed.
- 9.5.4 **Shoot offs:** Thirty (30) seconds will be allowed for each shot fired in a shoot off of ties.

SECTION 10 : COMPETITION REGULATIONS AND RANGE OPERATION

10.1 ACTIONS OPEN

Unless the firearm is cased, the action must be open except when the competitor is in position at the firing point, and the command "Ready" has been given for the detail.

10.2 FIREARMS UNLOADED

Firearms will not be loaded until the competitor has taken position at the firing point, the firearm pointed toward the targets and the command "Ready" has been given for the detail.

10.3 LOADED FIREARMS

A firearm that has a cartridge in the chamber or in an attached magazine shall be considered loaded. A loaded firearm shall be pointed in the direction of the targets at all times.

10.4 CEASE FIRE

All firearms will be unloaded immediately upon the command "CEASE FIRE". Actions will remain open. Refer Rule 3.6.5.

10.5 NOT READY

It is the duty of competitors to notify the Range Officer if not ready at the time the command "Ready" is given. Failure of a competitor to notify the Range Officer that they are not ready may result in them forfeiting their right to fire.

10.6 CHANGING RIFLES

Unless it has become disabled and has been so designated by the Range Officer, no Competitor will change their rifle during the firing of any Match. Different rifles may be used during a Tournament but in each Championship (which may consist of an aggregate number of 40 shot Matches), the same rifle must be used for all Matches in that Championship. Only one alibi will be allowed in a Match. A claim that a rifle is disabled must be made immediately. All shots fired up to the time that the claim is made will stand as part of the official score. (See 11.5.5)

10.7 SIGHTING SHOTS

10.7.1 Centrefire, Rimfire, Air Rifle and Lever Action Silhouette

Are not allowed as a part of the course of fire. This does not prohibit practice Matches or practice targets provided all Competitors have equal opportunity to enter such events or to use such targets. Practice must not be permitted to interfere with the safe, efficient and scheduled operation of the program.

10.7.2 Black Powder Cartridge Rifle and Scoped Black Powder Cartridge Rifle

Sighting shots are allowed in the allocated firing time period. A two minute sighting-in period will be allowed on each change of distance/animal on sighting targets and this two minute period will be added to the time allocated for the first 5 record shots or prior to a shoot off.

The shooter must nominate to the spotter/scorer when they start to record the 5 record targets and only 5 rounds of ammunition is to be available during this allotted time. Once record shots have been nominated no sighting shots are allowed in the first bank. No sighting shots, warm up shots or fouling shots will be fired in the following bank/ banks of 5 record shots.

10.7.3 Smallbore Black Powder Cartridge Rifle and Smallbore Scoped Black Powder Cartridge Rifle

Sighting shots are allowed in the allocated firing time period.

The shooter must nominate to the spotter/scorer when they start to record the 10 record targets and only 10 rounds of ammunition is to be available during this allotted time. Once record shots have been nominated no sighting shots are allowed.

10.8 PRACTICE / SIGHTER TARGETS

Practice/Sighter targets of the same size, colour and shape as the official competition targets will be available to all Competitors during the practice or sighting in period at all major events.

10.9 DEFECTIVE CARTRIDGE

A defective cartridge is one which:

10.9.1 Has such evident structural defect as to cause a misfire or to cause a firearm to fail to function (does not apply to a cartridge on which the bolt or cylinder of the firearm will not close).

Or

10.9.2 Bears an imprint of the firing pin on the primer.

Or

10.9.3 From which the bullet has not left the barrel.

10.10 REFIRE

A defective cartridge as defined in this Rule allows a refire, but the use of wrong ammunition does not allow a refire. Wrong ammunition is ammunition which cannot be inserted into the chamber of the firearm, upon which the bolt or cylinder cannot be closed, regardless of whether or not the cartridge is the same calibre as the firearm in which it is attempted to be used.

10.11 DISABLED RIFLE

A disabled rifle is one which:

10.11.1 Cannot be safely aimed or fired.

Or

10.11.2 Has suffered damage so that it cannot be fired or will not function properly and cannot be repaired in time to complete the Competition.

Or

10.11.3 Has lost the sight or has suffered damage to the sights. Sights improperly adjusted do not constitute a disabled rifle.

10.12 MALFUNCTION

Failure of the rifle to function properly due to mechanical defects. Functional failures due to improper manual operation are not to be considered as malfunctions.

10.13 CONTINUE TO FIRE (LONG RUNS)

Competitors who fire a perfect score in an individual stage (hits on all 10 targets at any one range in a 40 shot Match) may be permitted to continue to fire 5-shot strings until a target is missed (timings as per relevant match see Section 9), as soon as practicable after the completion of competition to provide a means of establishing National records (refer Rule 15.4).

10.14 CERTIFICATION OF RIFLES

Rifles must be weighed, measured, and certified for compliance before being fired in a Match. The rifle must be fired in the same configuration as when certified. In case of a rifle malfunction certified by the Range Officer, a replacement rifle may be used but must be certified.

10.15 SAFETY FUNCTION and TRIGGER TESTING

Trigger/ safety testing shall be done as follows:

1 Check Safe – clear magazine and chamber. Insert dummy round or fired case for testing if available.

2 Safety Function Test: Close bolt, apply safety catch, squeeze trigger- must not discharge. Disengage safety catch, open bolt- must not discharge.

3 Trigger Weight Test: Close bolt, apply safety catch, squeeze the trigger, disengage safety catch- position rifle vertically, lift trigger weight with roller/hook placed in centre of trigger curve- must not discharge.

10.16 MATCHES NOT COMPLETE

When a Match or stage is not completed by all Competitors (due to circumstances beyond the control of the Match Organisers) in accordance with the Tournament schedule, the Match or stage may be rescheduled or cancelled. Any Match or stage may be rescheduled or cancelled. Any Match or stage which has been completed by all competitors will not be refired. Only scores of a Match or stage which has been completed will be included in an aggregate event or for National Record purposes and a Match or stage is not completed unless all competitors have fired.

10.17 INTERRUPTED FIRE

If firing is interrupted and a “CEASE FIRE” called before the time limit has expired and before all Competitors have completed firing, when firing is resumed, those Competitors with shots remaining will be given another “Ready” period and shooting time equal to the unexpired time of the interrupted string but not less than 30 seconds.

10.18 PROCEDURE IN CASE OF DEFECTIVE CARTRIDGE, DISABLED RIFLE, OR MALFUNCTION

If a cartridge fails to fire or a rifle fails to function, the competitor will call the Range Officer. The Range Officer, when satisfied that there is a defective cartridge (Rule 10.9), disabled rifle (Rule 10.11), or malfunction (Rule 10.12), will permit the competitor to replace the unfired cartridge, clear the jam, or replace the disabled rifle and continue firing. It is not required that the Range Officer attempt to fire a cartridge before it is declared defective. The competitor will be given 30 seconds for each unfired round of the series. Such completion firing may be done immediately or on a later detail, at the Range Officer’s discretion. Only one such “alibi” will be allowed in a Match. The Competitor may choose instead, to replace the defective cartridge or to clear the malfunction and continue to fire. If they choose to do this, they have forfeited their opportunity to claim an alibi and will not be given additional time.

10.19 INTERFERENCE

Only Competitors, Coaches and Range Personnel to be on the Firing Line.

10.20 REFIRING

No competitor will fire more than one score for the same award except as provided in the program or in accordance with Rule 10.16.

10.21 CROSSFIRE EXCESSIVE SHOTS

No competitor will deliberately fire on the wrong target nor fire more than the required number of shots, including hits and misses on some other Competitor's targets.

SECTION 11 : RANGE CONTROL

11.1 SAFETY

All actions must be open and rifles kept unloaded on a rack, or other safe place except when on the Firing Line and the command "READY" is given. Rifles must remain on the stand or bench where provided and may not be handled between series. The host Branch / Club or Appeals Committee shall have the right to bar or disqualify any rifle, load, or Competitor, at any time for reasons of safety. A Competitor firing a shot from the firing line before the command "READY" is given, will be disqualified from that day's scheduled events.

11.2 ACCIDENTAL DISCHARGE

In the event of accidental discharge, the Range Officer shall require repair/adjustment or replacement of the rifle.

11.3 DELAYING A MATCH

No competitor may delay the start of a Match through tardiness in reporting or undue delay in preparing to fire.

11.4 PREPARATION PERIOD

The competitor will be allowed 15 seconds after the command "READY" and before the command "FIRE" during which he may load, set sights, and make any other preparations. This preparation period will be 30 seconds in Black Powder Cartridge Rifle and Lever Action Silhouette.

11.5 FIRING LINE COMMANDS AND PROCEDURES

Each competitor has a bank of five Silhouettes at which to fire, one shot at each, left to right, in order in the appropriate time. If the competitor has shots unfired and no targets remain standing on their or another bank, the bank will be reset and they will be allowed a "READY" period and 30 seconds for each remaining shot (60 Seconds for Black Powder Cartridge Rifle).

- 11.5.1 **Commands:** Upon being called to the firing line, Competitors shall place their rifles and ammunition on the shooting stands, where provided, until the command "For your first / second bank of targets-**READY**" is given. Competitors may at that time handle their rifles, dry-fire as desired, set their sights and load. The ready time allowance for the match being shot will be allowed before the command "**FIRE**" is given. After the expiry of the time allowed for the fire period in the match being shot the Range Officer will command "**CEASE FIRE**", with the "**CEASE**" being one second before the expiration of time with the word "**FIRE**" following 1 second later and being the cessation of the firing period. It is recommended that the Range Officer explain the Range Commands before starting the Match.

The specific timings for matches can be found in:

- Rule 9.2 CENTREFIRE RIFLE, RIMFIRE RIFLE, AIR RIFLE AND SERVICE RIFLE
- Rule 9.3 BLACK POWDER CARTRIDGE RIFLE
- Rule 9.4 SMALLBORE BLACK POWDER CARTRIDGE RIFLE
- Rule 9.5 LEVER ACTION SILHOUETTE RIFLE CLASSES

- 11.5.2 **Procedure:** Each competitor has a bank of five silhouettes at which to fire, one shot at each, left to right, in order, in the appropriate time. Hits out of sequence are scored as misses; for example, the second shot hitting the third silhouette is a miss. When a silhouette is down before a shot, the competitor will fire on the remaining ones in order, then return to the left most target remaining in the bank and fire their unfired rounds at the remaining silhouette or silhouettes as required. If the competitor has shots unfired and no targets remain standing on their or another bank, the bank will be reset and they will be allowed a "READY" period and 30 seconds for each remaining shot. (60 Seconds for Black Powder Cartridge Rifle).
- 11.5.3 **Hits:** Only hits and misses are recorded and a silhouette must be knocked over or from its stand in order to score a hit. "Turning" a silhouette on its stand does not count as a hit. There are no refires or alibis except for rifle malfunction or non firing cartridge(exception see Rule 11.5.4).
- 11.5.4 **Malfunctions:** If a malfunction occurs, the Competitor will be allowed to use another rifle and / or cartridge and will be given Thirty seconds for each unfired round of the series. Such completion firing may be done immediately, or on a later detail, at the Range Officer's discretion, based on the length of the delay involved, such as rifle repair, substitution, or other pertinent factors.
- 11.5.5 **Different rifles:** May be used during a tournament, but in each individual Match, the same rifle must be used for all stages in that Match, except when rifle failure occurs and is certified as such by the Range Officer (see Rule 10.6).
- 11.5.6 **Coach / Spotter:** Each competitor may have one Coach with them on the firing line who may have scope or binoculars and advise the competitor where shots are going, keep time, or otherwise advise. The Coach may not touch the competitor or their equipment from the "READY" command, until the competitor completes firing.

SECTION 12 : CHAMPIONSHIP (TOURNAMENT) OFFICIALS

12.1 MATCH DIRECTOR

The Match Director is directly responsible for the efficient conduct of the entire Tournament. He may change the Match and firing conditions as shown by the program provided a bulletin is posted for the information of all competitors, and that such changes are not contrary to current SSAA Rules. The Match Director is directly responsible for the efficient operation of the Range and for the safety and proper discipline of all tournament operating Personnel, Competitors and Spectators.

Instructions from the Match Director for the operation of the tournament will be complied with by all persons on the Range.

The Match Director will use their best judgement at all times and their behaviour and decisions must be characterised by absolute impartiality, firmness and courtesy. In the application of these Rules, the Match Director will confer with the Appeals Committee on any doubtful point and will be guided by the Appeals Committee's decision.

12.2 RANGE OFFICER

Is to conduct the tournament in a safe and proper manner and carry out the procedures as outlined in these Rules. The Range Officer will also check to ensure that competitors on the firing line conform to the Rules as outlined in this Rule book.

12.3 DUTY TO COMPETITORS

It is the duty of all Officials to be fair and impartial when carrying out their various duties. Should a Competitor's equipment or demeanour warrant disqualification for an individual Match or Tournament, it should be done in such a manner as will cause the least inconvenience to all concerned.

SECTION 13 : SCORING

13.1 HOW TO SCORE

All shots are scored by marking either a "0" for a miss, or an "X" for a hit in the correct spaces on the scorecard. The scorecard is marked in the same order as the targets are fired, beginning in the first space on the left and progressing to the right until the stage is complete. Hits out of sequence are scored as misses. For example, the second shot hitting the third silhouette is a miss.

When a silhouette is down before a shot, the competitor will fire on the remaining ones in order, then return to the left most target remaining in the bank and fire their unfired rounds at the remaining silhouette or silhouettes as required. All spaces on the scorecard must be filled with an "0" or an "X" as appropriate. Each competitor is responsible for checking with his scorekeeper immediately after firing his five rounds to be sure that he has been credited with the correct number of hits. There will be no appeal if the silhouettes have been returned to the stands.

13.2 MISSES

Any shot which does not knock the proper silhouette over or from its stand will be scored a miss. "Turning" a silhouette on its stand will be counted as a miss. If the competitor fires less than the prescribed number of shots through his own fault, or fires on the wrong target, he is scored a miss for each unfired shot or each shot fired on a wrong target.

13.3 EARLY OR LATE SHOTS

A competitor firing a shot from the line before the command "READY" is given will be disqualified from that day's scheduled Match. A shot fired between the "READY" and "FIRE" commands will be scored as a miss. Shots fired upon closing of the bolt or action when on the firing line will be scored as record shots. Any shot fired after the "CEASE FIRE" command will be scored as a miss.

13.4 ALL SHOTS COUNT

All shots fired by a Competitor after they have taken their position at the firing line will be counted in his score even if the rifle may be accidentally discharged.

13.5 HITS ON WRONG TARGETS

Hits on the wrong target are scored as misses.

13.6 RICOCHETS

Ricochet hits fired in sequence at properly designated targets count as hits.

13.7 INSUFFICIENT SHOTS

If a Competitor fires less than the required number of shots through their own fault, they shall be scored a miss for each unfired shot.

13.8 SCORER'S DUTIES

The Scorer will position themselves behind the Competitor where they can observe both the Competitor and their bank of targets. They will record the value of each shot before the next shot is fired. It is the Scorer's responsibility to see that the Competitor observes the Rules and time limits, fires no more than five rounds per series, and when strong wind is a factor, to watch silhouettes closely so that they can tell when a silhouette is blown over and not knocked down by a bullet.

13.9 SCORE CARDS

Score cards will be prepared by the host Branch / Club and delivered to the Competitors.

13.10 ERASURE ON SCORE CARDS

A scorer is not permitted to make any erasures, corrections, or changes on the score card. If correction is necessary, it must be made and initialled by an Official. To make corrections, an Official draws a line or lines through the incorrect score, and places the correct score above, adding their initials opposite the correct score.

SECTION 14 : DECISIONS OF TIES

14.1 TIES (ALL MATCHES EXCEPT BLACK POWDER CARTRIDGE RIFLE/SMALLBORE BLACK POWDER CARTRIDGE RIFLE)

14.1.1 In all matches except Black Powder Cartridge Rifle matches ties will be broken by one of the two following methods of shoot offs.

14.1.2 "Master and AAA grade" Competitors will shoot one shot at a designated Turkey as above, but if ties remain, will proceed to fire additional shots at Turkeys until all ties are resolved. "AA grade" Competitors will shoot off only on Rams, "A grade" Competitors on chickens, and "B grade" Competitors on Pigs.

In either above method of tie-breaking, the Competitor will be given a 15 second "READY" period and 30 seconds firing time for each shot.

14.1.3 Competitors will fire 5 shots at a designated bank of (see Rule 14.1.4) targets and if a tie remains, Competitors will fire further 5 shot strings until the tie is broken. (Time limits is as per Rule 9).

14.1.4 "Master" and "AAA grade" Competitors will shoot at Turkeys.
"AA grade" Competitors will shoot at Rams.
"A grade" Competitors will shoot at Chickens
"B grade" Competitors will shoot at Pigs.

14.2 TIES (BLACK POWDER CARTRIDGE RIFLE/SMALLBORE BLACK POWDER CARTRIDGE RIFLE)

- 14.2.1 In all Black Powder Cartridge Rifle matches ties will be broken by one of the two following methods of shoot offs.
- 14.2.2 “Master and AAA grade” Competitors will shoot one shot at a designated Chicken as above, but if ties remain, will proceed to fire additional shots at Chickens until all ties are resolved. “AA grade” Competitors will shoot off only on Turkeys, “A grade” Competitors on Rams, and “B grade” Competitors on Pigs.
- In either above method of tie-breaking, the Competitor will be given a 30 seconds “READY” period and 60 seconds firing time for each shot.
- 14.2.3 Competitors will fire 5 shots at a designated bank of (see 14.2.4) targets and if a tie remains, Competitors will fire further 5 shot strings until the tie is broken. (Time limits is as per Rule 9).
- 14.2.4 “Master” and “AAA grade” Competitors will shoot at Chickens.
“AA grade” Competitors will shoot at Turkeys.
“A grade” Competitors will shoot at Rams
“B grade” Competitors will shoot at Pigs.

14.3 CATEGORY POSITIONS

Shoot offs for category positions, when involving Competitors from different grades, will take place on the animal relevant to the score which has been tied (eg Juniors with a score of 20 would shoot on Chickens).

SECTION 15 : NATIONAL AND AUSTRALIAN RECORDS

15.1 ESTABLISHMENT OF NATIONAL RECORDS

Scores to be recognised as National records must be fired at Registered Matches which are designated as National Championships. National Records must be approved by the Match Director at the particular Match involved, and by the next National Subcommittee meeting before being declared official.

15.2 AUSTRALIAN RECORDS

Australian Record Scores may be fired at any Registered Match and must be approved by the Range Officer and by the next National Sub Committee meeting before being declared official.

15.3 SCORES TO BE USED

Scores must be complete scores for the Match (Match being defined as 40 shots). Championships shall be an aggregate of any number of 40 shot Matches.

15.4 LONG RUN RECORDS

National records for long runs (consecutive hits on one type of animal) may be set at any Registered Competition, notwithstanding Rule 15.1. A long run must commence with 10 out of 10 in a 40 shot Match. (See Rule 10.13).

SECTION 16 : COMPETITOR DUTIES AND RESPONSIBILITIES

16.1 HANDLOADING

As Metallic Silhouette shooting facilitates the hand loading of ammunition, it is the responsibility of the Competitor to ensure that all safe practices and codes outlined for such procedures are diligently observed.

16.2 CLEANING RANGE

It is the duty of Competitors, after the completion of each stage, to see that the firing points are kept clean.

16.3 COMPETITORS WILL SCORE

Competitors will act as Scorers when requested to do so by the Match Director or Range Officer, except that no Competitor will score their own targets.

16.4 GRADING

It is the Competitor's duty to have his current grading card in their possession when competing in competition using a grading system. Ungraded Competitors must obtain their grading card from the Tournament Officials.

16.5 SCORE CARD

It is the Competitor's duty to secure their scorecard for each Match in ample time to permit reporting at the proper time and place to fire each Match. It is not the duty of Officials to page Competitors in order to get them on the firing line. Competitors, upon receipt of score cards, should inspect them for correctness of Competitor's number and non-interference in squadding assignments. Errors should be reported immediately. It is the duty of the Competitor to check and sign their card on completion of each stage.

16.6 LOADING

No Competitor will load a firearm except at the firing point and after the command "READY" has been given by the Range Officer.

16.7 CEASE FIRING

All firearms will be unloaded immediately upon the command "CEASE FIRE". Actions will remain open. Refer Rule 3.6.5

16.8 SCORING / TARGET SETTING

Any Competitor who fails to perform his assigned tasks for scoring and/or setting targets may be disqualified from the entire Tournament.

SECTION 17 : GRADING

17.1 GRADED COMPETITORS

Competitors who are officially graded in Silhouette Competition.

17.2 ESTABLISHING GRADES

A Competitor will receive their first grading on the basis of the first 40 shot Match fired, or for a Championship they will be graded on the highest 40 shot Match score fired in the Championship. The grades are to be based on those shown in the Grade Key Table at the end of this section.

17.3 SCORES USED FOR GRADING

Scores used for Rifle Metallic Silhouette gradings are those scores fired in SSAA Registered Rifle Metallic Silhouette Matches or matches shot overseas as determined by the RMS sub-committee.

17.4 RIFLE METALLIC SILHOUETTE GRADING CARDS

Rifle Metallic Silhouette Grading cards are available from the SSAA National Merchandise Office, free to SSAA Branches / Clubs. Scores fired in Registered Matches are to be recorded on each Competitor's card at the conclusion of all Matches by an Official. Any required grading change will also be noted at the time on the Grading Card. The following data must be entered in the indicated blanks on the Grading Card upon receipt:

17.4.1 Competitor Name and Branch / Club.

17.4.2 Current grading.

17.4.3 Two highest 40-shot scores fired.

17.4.4 Type of grading (i.e. Rimfire, Centrefire, Air Rifle, Lever Action Silhouette, Black Powder Cartridge Rifle).

17.4.5 Scores for Rifle Silhouette and Hunting Rifle should be on the same card.

17.5 LACK OF GRADING EVIDENCE

It is the Competitor's responsibility to have his SSAA Official Rifle Metallic Silhouette Grading Card and to present it when required. Any Competitor who cannot present such evidence will shoot ungraded. Grades may be established by independent records of Matches shot, which shall be accepted as evidence. A Competitor's grading will not change during a Championship. A Competitor will enter a Championship under their correct grading and fire the entire Championship in that grade. Should it be discovered during a Championship that a Competitor has entered in a grade lower than their correct grade, the Championship records will be corrected to show the correct grade for the entire Championship.

17.6 COMPETING IN A HIGHER GRADE

Any individual or team may elect, before firing, to compete in a higher grade than the one in which graded, provided there are at least three Competitors of that higher grade already nominated. Such individual or team must fire in such higher grade throughout the Championship and not revert to earned grading for any event in that Championship.

17.7 TEAM CLASSIFICATION

A Team will consist of any 3 Shooters who nominate as a team before the commencement of the match.

17.8 REGRADING

A Competitor will be upgraded from B grade to A grade when they fire two scores of a higher grade. All other grade breaks require the competitor to fire three scores of a higher grade. If the two or three higher scores are in different grades, regrading shall be to the lower of the two, the higher scores will also be used toward any subsequent regrading.

17.9 DOWN GRADING

Regrading to a lower grading will occur only on request to the National Awards Secretary and presentation of proof through six consecutive scores recorded on the Competitor's grading card in a lower grade. Such downward grading may take place as many times as the Competitor may require, provided that at least six consecutive scores in a lower grade are fired between gradings downward, and that at least six months have expired since the last downward regrading. No Competitor may be regraded downward more than one grade at a time.

17.10 CHAMPIONSHIPS

No Competitor will be changed in grading during the course of a Championship. The Competitor's grading in a Regional, State, or National Championship will be the highest he has held in the six months prior to the first day of the Championship.

Grade Key Table Individual

Centrefire Rifles

Grade	
Master	32-40
AAA	23-31
AA	17-22
A	11-16
B	0-10

Rimfire Rifles and Smallbore Black Powder Cartridge Rifle

Grade	
Master	34-40
AAA	28-33
AA	22-27
A	15-21
B	0-14

Air Rifles

Grade	
Master	34-40
AAA	28-33
AA	22-27
A	15-21
B	0-14

Black Powder Cartridge Rifles and Service Rifle

Grade	
Master	26-40
AAA	19-25
AA	14-18
A	8-13
B	0-7

Lever Action Silhouette

Grade	
Master	35-40
AAA	29-34
AA	22-28
A	15-21
B	0-14

SECTION 18 : REGISTRATION

18.1 RANGES

Rifle Ranges for Rifle Metallic Silhouette Matches shall be certified by the National Subcommittee or their Delegate. Ranges conducting Registered Matches prior to October 1986 shall be deemed to be certified (Registered).

18.2 MATCHES

Matches held on Registered Ranges shall be deemed to be Registered, except when the targets must be hard set (Rule 5.4) providing that:

18.2.1 There are three or more Competitors competing.

18.2.2 The Match is run in accordance with this Rule Book.

18.3 ADVERTISING

All Regional, State and National Championships shall be advertised in the "Australian Shooter" prior to the Championship.

SECTION 19 : CHAMPIONSHIP AWARDS

19.1 National Championship Medals will be awarded in Centrefire, Rimfire and Air Rifle where contested as follows:

High Gun	
Master Grade	1 st
	2 nd
	3 rd
AAA grade	1 st
	2 nd
	3 rd
AA Grade	1 st
	2 nd
	3 rd
A Grade	1 st
	2 nd
	3 rd
B Grade	1 st
	2 nd
	3 rd

Junior	1st
	2nd
	3rd
Under 15	1st
	2nd
	3rd

19.2 Aggregate medals will also be awarded as follows:

Open	1st
	2nd
	3rd
Junior	1st
	2nd
	3rd
Under 15	1st
	2nd
	3rd

19.3 TOP TEN

The Top Ten aggregate shall be from all events contested. The Top Ten aggregate winners will also be awarded patches.

SECTION 20 : NATIONAL RIFLE METALLIC SILHOUETTE PROFICIENCY AWARDS

20.1 PROFICIENCY AWARD RULES

20.1.1 The awards must be won in sequence, ie Bronze, then Silver, then Gold, then Masters. Each award can only be won once.

20.1.2 All Scores used for Rifle Metallic Silhouette awards are those scores fired in SSAA Registered Rifle Metallic Silhouette Matches, under the supervision of a Range Officer or matches shot overseas as determined by the RMS sub-committee

20.1.3 All awards should be claimed on an Award Claim Form available from the Awards Secretary. The Award Claim Form has all information relevant to the award and must be filled out fully.

20.1.4 Claim Forms and Score sheets should be sent to the Awards Secretary.

20.1.5 No Awards, Medals or Prizes may be claimed by Non Members.

20.1.6 Only Juniors are eligible for Junior Awards.

20.2 PROFICIENCY AWARDS AVAILABLE

20.2.1 **Junior Air Rifle Award:** May be won with a score of 10 or above.

20.2.2 **Bronze Air Rifle Award:** May be won with a score of 15 or above.

20.2.3 **Silver Air Rifle Award:** May be won with a score of 22 or above.

20.2.4 **Gold Air Rifle Award:** May be won with a score of 28 or above.

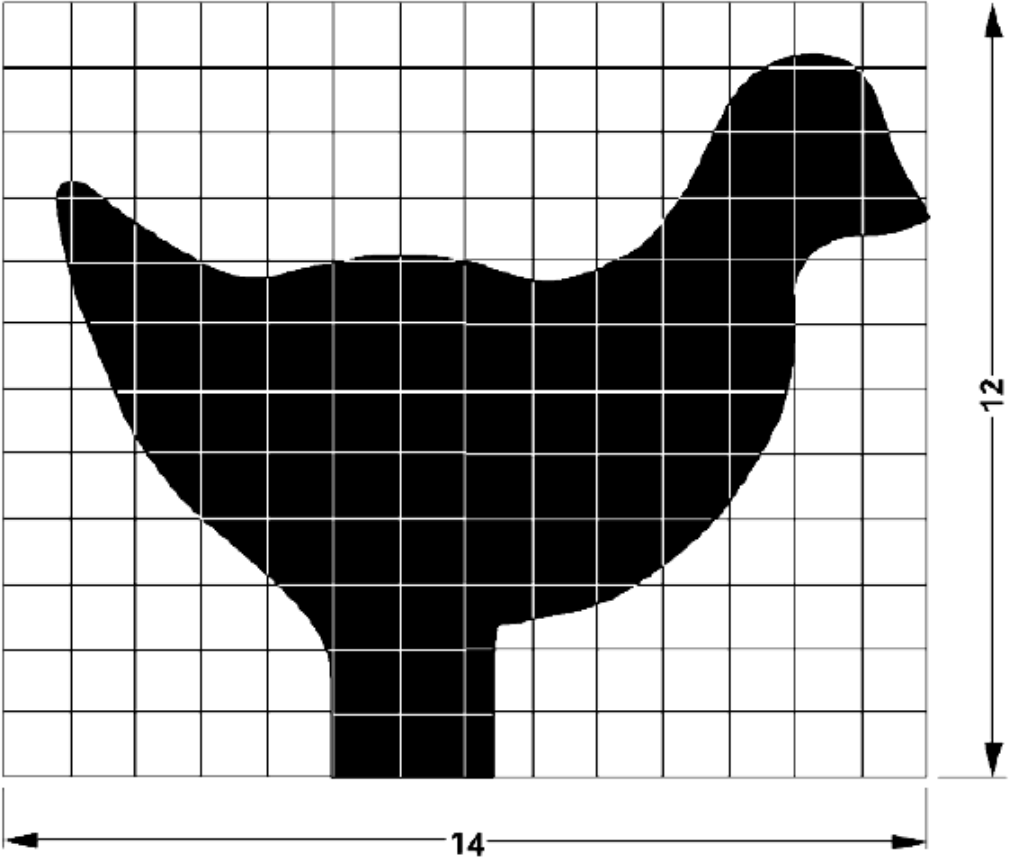
- 20.2.5 **Masters Air Rifle Award:** May be won with a score of 34 or above.
- 20.2.6 **Junior Rimfire Award:** May be won with a score of 10 or above.
- 20.2.7 **Bronze Rimfire Award:** May be won with a score of 15 or above.
- 20.2.8 **Silver Rimfire Award:** May be won with a score of 22 or above.
- 20.2.9 **Gold Rimfire Award:** May be won with a score of 28 or above.
- 20.2.10 **Masters Rimfire Award:** May be won with a score of 34 or above.
- 20.2.11 **Junior Rimfire Hunting Rifle Award:** May be won with a score of 10 or above.
- 20.2.12 **Bronze Rimfire Hunting Rifle Award:** May be won with a score of 15 or above.
- 20.2.13 **Silver Rimfire Hunting Rifle Award:** May be won with a score of 22 or above.
- 20.2.14 **Gold Rimfire Hunting Rifle Award:** May be won with a score of 28 or above.
- 20.2.15 **Master Rimfire Hunting Rifle Award:** May be won with a score of 34 or above.
- 20.2.16 **Junior Centrefire Award:** May be won with a score of 7 or above.
- 20.2.17 **Bronze Centrefire Award:** May be won with a score of 11 or above.
- 20.2.18 **Silver Centrefire Award:** May be won with a score of 17 or above.
- 20.2.19 **Gold Centrefire Award:** May be won with a score of 23 or above.
- 20.2.20 **Masters Centrefire Award:** May be won with a score of 32 or above.
- 20.2.21 **Junior Centrefire Hunting Rifle Award :** May be won with a score of 7 or above.
- 20.2.22 **Bronze Centrefire Hunting Rifle Award:** May be won with a score of 11 or above.
- 20.2.23 **Silver Centrefire Hunting Rifle Award:** May be won with a score of 17 or above.
- 20.2.24 **Gold Centrefire Hunting Rifle Award:** May be won with a score of 23 or above.
- 20.2.25 **Master Centrefire Hunting Rifle Award:** May be won with a score of 32 or above.
- 20.2.26 **Junior Lever Action Rifle Award:** May be won with a score of 10 or above.
- 20.2.27 **Bronze Lever Action Rifle Award:** May be won with a score of 15 or above.

- 20.2.28 **Silver Lever Action Rifle Award:** May be won with a score of 22 or above.
- 20.2.29 **Gold Lever Action Rifle Award:** May be won with a score of 29 or above.
- 20.2.30 **Masters Lever Action Rifle Award:** May be won with a score of 35 or above.
- 20.2.31 **Junior Lever Action Pistol Cartridge Rifle Award:** May be won with a score of 10 or above.
- 20.2.32 **Bronze Lever Action Pistol Cartridge Rifle Award:** May be won with a score of 15 or above.
- 20.2.33 **Silver Lever Action Pistol Cartridge Rifle Award:** May be won with a score of 22 or above.
- 20.2.34 **Gold Lever Action Pistol Cartridge Rifle Award:** May be won with a score of 29 or above.
- 20.2.35 **Masters Lever Action Pistol Cartridge Rifle Award:** May be won with a score of 35 or above.
- 20.2.36 **Junior Smallbore Rifle Award:** May be won with a score of 10 or above.
- 20.2.37 **Bronze Smallbore Rifle Award:** May be won with a score of 15 or above.
- 20.2.38 **Silver Smallbore Rifle Award:** May be won with a score of 22 or above.
- 20.2.39 **Gold Smallbore Rifle Award:** May be won with a score of 29 or above.
- 20.2.40 **Masters Smallbore Rifle Award:** May be won with a score of 35 or above.

SECTION 21 : TARGET TEMPLATES

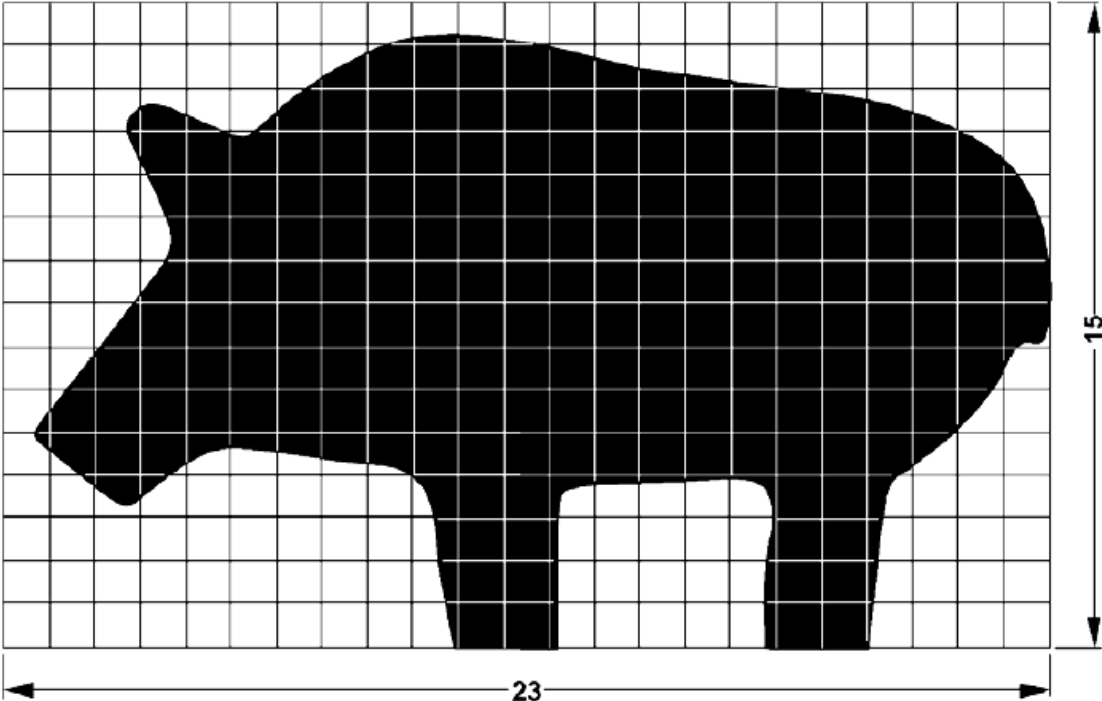
- 21.1 Target template drawings both on paper and electronically are available from the National Discipline Chairman.
- 21.2 Centrefire Rifle Targets are made by enlarging the grids in figures A to D to 1 inch (25.4 mm) squares
- 21.3 Rimfire Targets are one-fifth full size targets.
- 21.4 Air Rifle Targets are one-tenth full size targets.

**FIGURE A
CENTREFIRE RIFLE
CHICKEN**



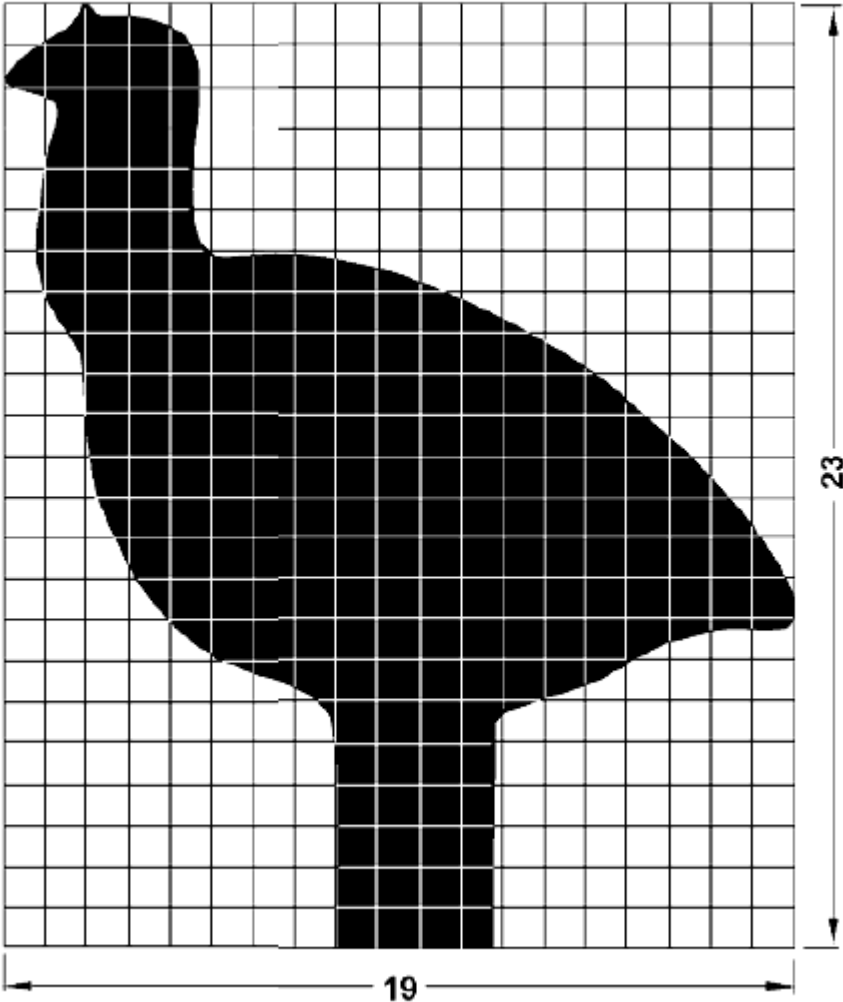
1 inch = 25.4 mm.

**FIGURE B
CENTREFIRE RIFLE
PIG**



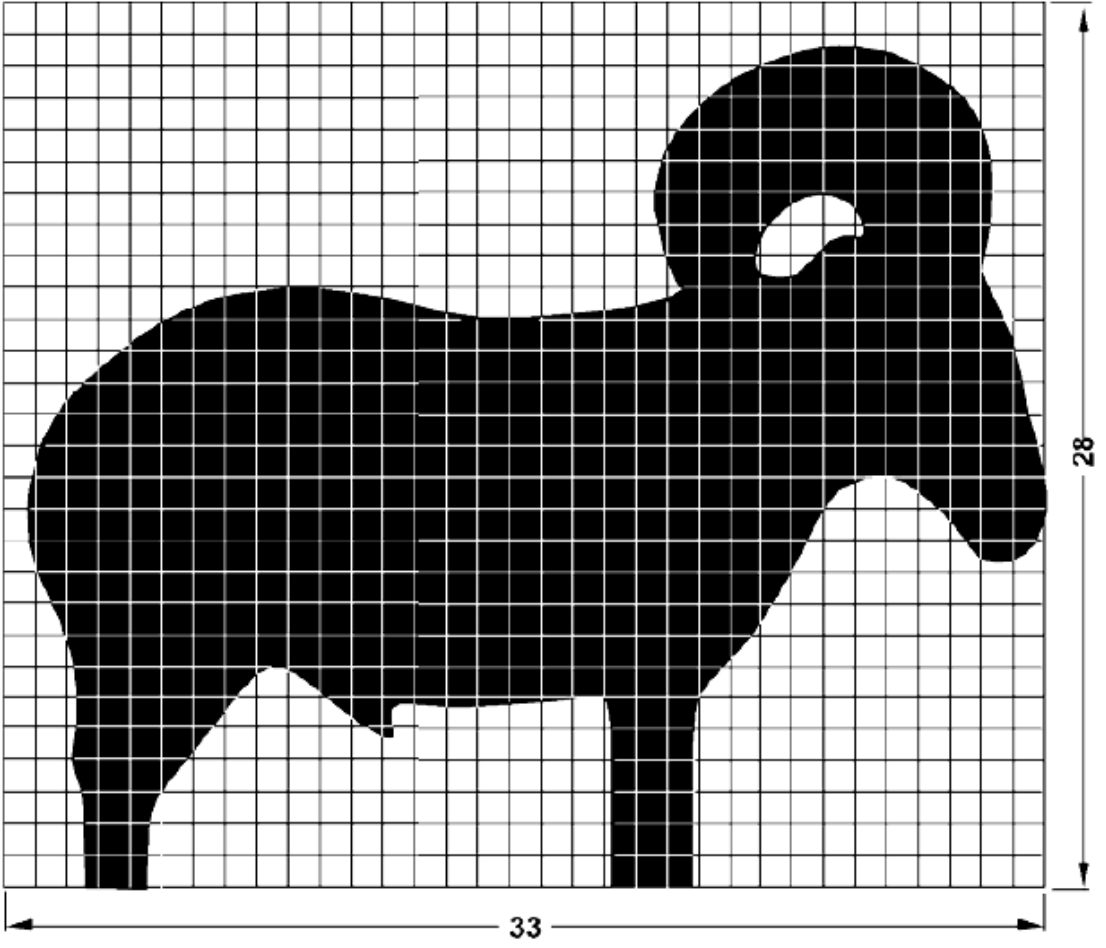
1 inch = 25.4 mm

**FIGURE C
CENTREFIRE RIFLE
TURKEY**



1 inch = 25.4 mm

**FIGURE D
CENTREFIRE RIFLE
RAM**



1 inch = 25.4 mm

SECTION 22 : DEFINITION OF TERMS

TERM	DEFINITION
Bank	5 targets of one animal type
Match	40 shots, as defined in Section 8 of this Rule Book
Championship	Multiple 40 shot Matches
Tournament	Multiple Championships
RMS	Rifle Metallic Silhouette
LAS	Lever Action Silhouette
Domestic Competition	Competitions up to and including National Championship held in Australia.

APPENDIX A:

Appendix A: Buck, Cole, Farrow, Maynard, Redfield, Remington Hepburn, Remington Rolling Block, Sharps, Springfield Trapdoor, Stevens Tip-up, Stevens 44, Wesson Falling Block, Wesson Hinged Barrel, Whitney Phoenix, Whitney Rolling Block, Winchester 1885, Browning 1879, Snider, Alexander Henry, Martini, Martini-Henry, Farquharson, 1871 and 1876, Deeley and Edge 1873, 1876, 1878 and 1881, Field McNaughton 1889, Fraser 1880, Rigby-Banks 1882, Holland & Holland-Woodward 1894, Comblain, Heeren, Jeffery 1895 and Guedes 1885. Or scaled reproductions of the above.

SUPPLEMENTAL MATCHES

Supplemental Match 1:

Clubs may run a supplemental match / matches on LAS ranges using non lever action rifles, e.g. falling block or break barrel rifles.

Matches may be run in conjunction with, or separate to, the regular LAS matches.

All other rules are the same as for each of the 3 LAS classes of rifle, ref 3.12, e.g. Sights, timing, targets etc.

Ammunition, rimmed cartridge no larger or more powerful than would be in a lever action rifle in that class.

PLEASE NOTE: These Supplemental matches are not to be used for grading and scores shot are not eligible for placing or awards.