



BENCHREST RIFLE
OFFICIAL NATIONAL RULES

PART B
INTERNATIONAL RIMFIRE BENCHREST
(IRB)

Revised May 2022

No. 9.2

**SSAA BENCHREST RIFLE OFFICIAL NATIONAL RULES – PART B –
Benchrest Group and Score**

History and Amendments

Edition	Date	Approved By	Amendment / revision
8	2013	2017 NDC Meeting and SSAA National Board	Various
9	2017	2017 NDC Meeting and SSAA National Board	Various
9.1	2019	2019 NDC Meeting and SSAA National Board	Revision of Rule: 6.13
9.2	May 2022	2022 Benchrest National Subcommittee Meeting & SSAA National Board	Revision of Rule 6.13 (delete subrule 13)

TABLE OF CONTENTS

SECTION 1: AIMS AND OBJECTIVES	6
1.1 <i>AIMS AND OBJECTIVES</i>	6
SECTION 2: SSAA STANDARD RULES	7
SECTION 3: DEFINITIONS	8
SECTION 4: RANGE SAFETY & PROCEDURES.....	8
4.1 <i>RANGE OFFICER/S</i>	8
4.2 <i>STANDARD SET OF COMMANDS</i>	8
SECTION 5: RULES OF COMPETITION.....	8
5.1 <i>RIFLE SPECIFICIATIONS</i>	8
5.1.1 <i>BARREL TUNERS</i>	8
5.2 <i>AMMUNITION</i>	9
5.3 <i>RESTS</i>	9
5.3.1 <i>Front Rest</i>	9
5.3.2 <i>Rear Rest</i>	9
5.4 <i>SAND BAG</i>	9
5.5 <i>RESTRAINT OF RIFLE</i>	9
5.6 <i>GUIDING MEANS</i>	9
5.7 <i>FIRING LINE</i>	9
5.8 <i>BENCH</i>	10
5.9 <i>POSITION ON THE BENCH</i>	10
5.10 <i>UNUSED BENCHES</i>	10
SECTION 6: CONDUCT OF CHAMPIONSHIPS	10
6.1 <i>TARGETS</i>	10
6.2 <i>OFFICIAL SET OF TARGETS</i>	10
6.3 <i>TARGET DISLODGED</i>	10
6.4 <i>LOST TARGETS</i>	10
6.5 <i>POSTING OF TARGETS</i>	10
6.6 <i>REMOVAL OF POSTED TARGETS</i>	11
6.7 <i>TARGET MARKING FACILITIES</i>	11
6.8 <i>TARGET MARKING PROCEDURES</i>	11
6.8.1 <i>Best Edge</i>	11
6.8.2 <i>Missing Scoring Box</i>	11
6.8.3 <i>Scoring Plugs</i>	11
6.8.4 <i>Overloaded Targets</i>	11
6.8.5 <i>Shots Between Target Blocks</i>	11
6.8.6 <i>First Shot Error</i>	12
6.9 <i>SCORE MATCH TIE</i>	12
6.9.1 <i>Score Aggregate Tie</i>	12
6.9.2 <i>Grand Aggregate Tie</i>	12
6.10 <i>STATIONARY BACKERS</i>	12

6.11	<i>RANGE REQUIREMENTS</i>	13
6.12	<i>STANDARD RANGE COMMANDS</i>	13
6.13	<i>MATCH COMMANDS</i>	13
6.14	<i>EMERGENCY COMMANDS</i>	14
SECTION 7: APPROVED EVENTS AND TIME LIMITS		14
7.1	<i>APPROVED EVENTS</i>	14
7.2	<i>METRIC ALTERNATIVE</i>	14
7.3	<i>WARM UP MATCH</i>	14
7.4	<i>TIME LIMITS</i>	14
7.5	<i>SCORE AND AGGREGATE RECORDS</i>	14
7.6	<i>MEDAL AWARDS AT NATIONAL CHAMPIONSHIPS</i>	15
7.6.1	<i>Proficiency Awards</i>	15
7.7	<i>RIMFIRE NATIONAL CHAMPIONSHIPS</i>	15
SECTION 8: TECHNICAL PROVISIONS		16
8.1	<i>RANGE OFFICERS</i>	16
8.2	<i>SQUADING PROCEDURES</i>	16
8.3	<i>BENCH ROTATION</i>	16
8.4	<i>UNFINISHED AGGREGATES</i>	16
8.5	<i>RESULTS SERVICE</i>	16
8.6	<i>RESULTS POSTING</i>	16
8.7	<i>INSPECTION AREA</i>	17
8.7.1	<i>Inspection Requirements</i>	17
8.7.2	<i>Documentation</i>	17
8.7.3	<i>Certification Stickers</i>	17
8.7.4	<i>Certification Equipment</i>	17
8.7.5	<i>Inspection Mandatory</i>	17
8.7.6	<i>Inspection Failure</i>	17
8.7.7	<i>Random Inspection</i>	17
8.8	<i>SCORING ERROR</i>	17
8.9	<i>TARGET RE-SCORE PROCEDURE</i>	18
8.10	<i>REMOVAL OF BOLTS</i>	18
8.11	<i>CROSSFIRE PROCEDURES</i>	18
8.11.1	<i>Crossfire Transfer</i>	18
8.11.2	<i>Crossfire Penalty</i>	18
8.11.3	<i>Innocent Party</i>	18
8.11.4	<i>Failure to notify</i>	18
8.11.5	<i>Additional Time</i>	18
8.12	<i>WIND INDICATORS</i>	19
SECTION 9: TARGET DIMENSIONS		20

These Rules, for the conduct of National Championships, have been compiled by the Discipline Subcommittee, with amendments by the SSAA National Discipline Chairmans' Conference and approved and ratified for printing by the SSAA Inc National Board

BENCHREST RIFLE

NATIONAL RULES

PART B

INTERNATIONAL RIMFIRE BENCHREST (IRB)

Revised May 2022

No. 9.2

The Benchrest Rifle Official National Rules are issued in two parts. Part A: Benchrest Group and Score Championships and Part B: International Rimfire Benchrest (IRB) In circumstances not covered in Part B then Part A should be consulted.

SECTION 1: AIMS AND OBJECTIVES

1.1 AIMS AND OBJECTIVES

- 1.1.1** The development and encouragement of benchrest competition to achieve extreme accuracy in firearms, ammunition, equipment and shooting methods.
- 1.1.2** To standardise, where practical, on an International basis, the entire benchrest shooting program so that targets, ranges, scoring methods, records and match procedures will be uniform and compatible.
- 1.1.3** To assist and encourage any individual or organisation affiliated with SSAA Inc in the promotion of benchrest shooting.
- 1.1.4** To gather and make available to SSAA members pertinent statistics and technical data.
- 1.1.5** To stimulate inspiration in the field of new ideas, designs and techniques; to arouse investigation into the feasibility and practical application of progressive concepts, or discoveries, with regard to safe firearms, sights and ammunition.

SECTION 2: SSAA STANDARD RULES

The SSAA Standard Rules cover common rules, including the protest and appeals process that apply to all disciplines.

The current edition of the Standard Rules is available on the SSAA website at www.ssaa.org.au/standard-rules

These Standard Rules should be used with each discipline's current rule book and they take precedence over any rule that may be in a discipline's rule book.

The Rules covered are shown as heading and subheadings in this rule book.

2.1 COMPETITOR'S ELIGIBILITY

2.2 JUNIOR COMPETITORS

2.3 PERSONS WITH DISABILITIES

2.3.1 Authorisation

2.3.2 Substitute position

2.3.3 Awards, trophies, records, etc.

2.3.4 Protests

2.4 COMPETITORS RESPONSIBILITY

2.4.1 Competitors and Officials to be familiar with the Rules

2.4.2 Sportsmanship

2.4.3 Behaviour

2.4.4 Range Safety Rules

2.4.5 Safety Equipment

2.4.6 Clothing

2.5 STUCK LIVE ROUND: MANDATORY RULE

2.6 RULE INFRINGEMENTS

2.7 DISCIPLINE CHAIRMAN'S AUTHORITY

2.8 PROTEST AND APPEALS COMMITTEE

2.9 SUPPLEMENTARY EVENTS

SECTION 3: DEFINITIONS

- 3.1** The Championship shall be defined as the conduct of the total Tournament.
- 3.2** The event will be the events separately listed in Section 7.
- 3.3** A Championship (Total) score will be the cumulative score of a day's matches or all matches.
- 3.4** A match will be a single event (one target) in a Championship.

SECTION 4: RANGE SAFETY & PROCEDURES

Safety of Competitors, Officials and spectators is considered paramount. It is the responsibility of all participants to ensure that all safety standards are complied with and breaches will not be tolerated.

4.1 RANGE OFFICER/S

It is the responsibility of the Range Officer/s to supervise all matches and enforce all safety rules. Refusal to comply with an order of the Range Officer shall be grounds for barring a competitor from the range.

4.2 STANDARD SET OF COMMANDS

Range Rules at each facility may vary from Branch to Branch and State to State. It is the responsibility of the Organising Committee of each championship to ensure any individual requirements that may apply are advised to participants. However, as a minimum, a standard set of Commands are provided (See Rule 6.12 and 6.13 of these Rules)

SECTION 5: RULES OF COMPETITION

5.1 RIFLE SPECIFICATIONS

The Championship will be completed under one class of rifle, this to be any rifle chambered in 22LR with a maximum weight of 14lbs (6.35KG) without restriction on trigger weight (pull) or scope power. The trigger must be manually operated and it is the competitor's responsibility to ensure its safe operation. The stock shall not exceed 3 inches in width at the fore-end, be of conventional design and to be stable and safe to operate – rifle must be controlled safely. The rifle must meet the Legislative Authority requirements applicable at the Host Branch / Club for the class of rifle.

5.1.1 BARREL TUNERS

A muzzle attachment maybe added to a rifle barrel used only as a tuning device. The rifle with the attachment in place, must meet the rifle specifications.

Adjusting of muzzle attachments (tuner) at the firing line during the firing of a match (between the commence fire and cease fire commands will be permitted provided the bolt is removed from the rifle and may be undertaken standing or seated. (Rule 4.11 Part A of the Official National Rules for Benchrest Rifles).

5.2 AMMUNITION

Ammunition must be of lead projectile type in 22LR, commercially available from regular outlets.

5.3 RESTS

A front rest shall only support the front portion of the rifle. The rear rest shall only support the rear portion of the rifle. Neither rest may be attached to the bench, the rifle or each other i.e. both parts shall be moveable independently of each other.

5.3.1 Front Rest

A front rest must incorporate a pliable bag containing a non-metallic substance as per Rule 5.4 of these rules. The front portion of the rifle shall contact no portion of the rest (other than a stop at the front of the rest that can be used to locate the distance that the rifle is moved towards the target) other than the sandbag on the front rest. The bottom of the fore end of the stock must form a 100% contact with the top of the sand bag. The rest can incorporate vertical and horizontal adjustments.

5.3.2 Rear Rest

To be a bag or series of bags containing non-metallic substance as per Rule 5.4 of these rules. The rear bag can incorporate a vertical spacer as long as it does not contain horizontal or vertical adjustments. The vertical spacer shall not contain any protrusions which can be inserted into the bench top or the rear sand bag. The rear bag/s shall not be contained in any way.

5.4 SAND BAG

The front and rear sand bag will be a bag or combination of bags without additions, or devices, the covering of which shall be made of cloth, canvas, leather or any other similar material that can be easily flexed by the fingers. The contents with which it is to be filled shall be a dry divided non-metallic substance, such as but not limited to sand, gravel, grain or sawdust.

5.5. RESTRAINT OF RIFLE

Rifles shall be fired from rests as described above, a front rest may be supported on a pedestal which shall not co-act with the sandbag to restrain recoil or form a guiding means; and a rear rest, comprising sandbag supporting the rifle between the rear of the trigger guard and the toe of the butt stock.

The rifle must be able to be lifted freely from the sandbag in a vertical direction with all attachments in place. Tape on the sandbag is not permitted.

5.6 GUIDING MEANS

Any device, addition, contour or dimension on a rifle, designed to co-act with any equipment to guide its return to the firing position, without the necessity to re-aim the rifle optically for each shot shall be deemed illegal.

5.7 FIRING LINE

The firing line shall preferably be coincident with the forward edge of the bench. If not, the line must be clearly marked on the bench.

5.8 BENCH

A bench shall be a rigidly constructed table approximately being of a height to permit a competitor of more or less average height to sit comfortably thereat. By merely increasing or decreasing the height of the stool on which they sit; or if separate stools are provided, then by choosing a stool, the height of which suits the physical build. Benches should be constructed to allow firing by either right or left-handed competitors.

5.9 POSITION ON THE BENCH

The rifle shall be so placed that the muzzle extends forward of the bench and the entire receiver of the rifle is behind the firing line.

5.10 UNUSED BENCHES

No competitor or Team Official shall occupy any bench in any match in which they personally are not competing.

SECTION 6: CONDUCT OF CHAMPIONSHIPS

6.1 TARGETS

Targets to be used in the Championship shall be the Official SSAA IRB targets. Should a local print be used, sample targets will require prior approval from the National Benchrest Chairman.

6.2 OFFICIAL SET OF TARGETS

One target per match shall be provided per competitor, these to be clearly and legibly marked with a "Competitor Number".

6.3 TARGET DISLODGED

Should a target be dislodged during a match, the match will continue uninterrupted. At the completion of the match, the Range Officer will assess and award extra time to the competitor to enable the match to be completed prior to proceeding with further competition.

6.4 LOST TARGETS

If a target is lost (the fault of the range or weather conditions) and the competitor has all other completed targets, the score for the lost target will be the average of the best and worst of those remaining targets. It is the responsibility of the Target Staff to ensure adequate protection of the targets against loss etc. by stapling if necessary and appropriate handling and storage.

6.5 POSTING OF TARGETS

All completed targets are to be posted in a common area (Wailing Wall) and displayed for all competitors to view.

No competitor shall remove from the display area or handle any targets until the aggregate for that day has been completed, and the protest time for that aggregate has expired. See Section 2.8.5 Part A of the Official National Rules for Benchrest Rifles.

Should a Team or individual wish to lodge a protest in regard to target marking, etc., refer Section 8.9 of these Rules dealing with Target Rescore Procedures.

Should an issue arise in regard to Aggregates, the Appeals Committee may require the targets to be produced. It should be noted that remarking of targets cannot be undertaken after expiration of the protest time.

6.6 REMOVAL OF POSTED TARGETS

Early removal of posted targets by a competitor prior to the expiry of the notified protest time for each aggregate automatically negates all protest rights. The Organising Committee shall provide adequate storage for targets during a championship for those competitors who do not wish to remove their targets until completion of the Championship.

6.7 TARGET MARKING FACILITIES

The availability of a separate facility for target marking is necessary, with restricted access to competitors and the public. All target marking should be conducted by two delegated Technical Officials, one to undertake primary scoring using approved equipment, the other to act as check scorer and recorder. Target score to be displayed on the face of the target.

6.8 TARGET MARKING PROCEDURES

6.8.1 Best Edge

Best edge scoring will be used throughout all score matches, (if the hole touches the border of the next highest ring with no gap, the higher score will be awarded).

A bullet hole touching the inner ring will be awarded an X score. The score is to be written in the box provided.

A shot in the target but missing the outside ring will be awarded a zero (0). Tears or distortions on the target will not be counted.

6.8.2 Missing Scoring Box

All shots that do not enter or touch the scoring box will be awarded a Zero (0).

6.8.3 Scoring Plugs

All shots which cannot be scored by visual scoring, will be checked by using a .22 ISSF / USAS Inward Gauge (5.60-5.65 mm or .2205- .2225") and marked with a "P" to so indicate.

A target must only be plugged once. It cannot be re-plugged as part of a protest or score query.

6.8.4 Overloaded Targets

Should more than one shot appear on a scoring target, only the lowest score will be counted less 1 point penalty for each additional shot.

6.8.5 Shots Between Target Blocks

Should a shot appear between the target blocks, the shot will be plugged and assessed for within which target block appears the majority of the bullet hole. The box with the majority of the bullet hole will be recorded as having been shot.

6.8.6 First Shot Error

If a competitor's first shot unintentionally hits a record target, the Range Officer must be informed before the second shot is fired. The Range Officer must visually check the target and make a note on the target when same is recovered. No penalty will be incurred.

6.9 SCORE MATCH TIE

The X count will be the primary method of breaking. Should two or more competitors still have equal scores, a tie will be recorded

6.9.1 Score Aggregate Tie

If no awards are to be made for daily aggregates, then 6.9 shall apply.
If awards are to be made then 6.9.2 will apply.

6.9.2 Grand Aggregate Tie

Should a tie exist, such ties will be broken by the competitor having the highest number of X ring scores being placed ahead of the other competitor or competitors in the tie; if still tied the greatest number of 10s, then 9s and so on. If a tie cannot be broken in this manner the following in Rule 6.9.3 of these Rules will determine the winner.

6.9.3 The tie will be broken by reverting to the first numbered record bull and progressing to each succeeding bull until a miss or out eliminates one of the competitors. For the purpose of breaking tied scores, the official sequence will be from bull number 1 progressing to number 25.

Tie breaking procedures will only be applied to aggregates for which medal or awards presentations will be made.

In the event the tie cannot be broken on either the daily aggregate or grand aggregate the following will apply in the awarding of medals:

Places will be awarded according to the score achieved:

Equal 1st place, 3rd place. There is no 2nd place

1st place, equal 2nd place. There is no 3rd place

1st place, 2nd place, equal 3rd place. There is no 4th place

Medals will be awarded according to the placings:

Equal 1st = 2 gold medals; no silver; 3rd = 1 bronze medal

Equal 2nd = 1 gold medal; 2 silver medals; no bronze medal

Equal 3rd – 1 gold medal; 1 silver medal; 2 bronze medals; no 4th place

6.10 STATIONARY BACKERS

Stationary Backers are mandatory at all matches, must be rigid, located behind the target frames and consideration be given to wind strength for extra stabilisation. As a guide, maximum tolerances are to be – 0mm horizontal position, plus or minus 50mm vertically and are to be placed as follows:-

3ft / 1metre behind the target frame

In the case of crossfires or indecisive targets, the backer and target/s shall not be removed from the frames until the matter is resolved by the Technical Staff.

6.11 RANGE REQUIREMENTS

These shall be identical to the requirements defined in Section 7 of Part A of the Official National Rules for Benchrest Rifle, except that moving backing strips are not required, however stationary backing cards and black backing material of either paper, plastic or rubber and placed directly behind the target is mandatory.

6.12 STANDARD RANGE COMMANDS

FIRST MATCH GENERAL INSTRUCTIONS

Prior to each relay of the first match of the day, general instructions shall be announced by the Range Officer. The instructions should be the same or similar to the following, and also acknowledge local requirements:

In an emergency local range safety rules apply.

During the match, should an instance arise which requires a cease fire, the command will be:

“CEASE FIRE – UNLOCK YOUR BOLTS”

This will permit all rifles to be in an unlocked condition without extracting the case from the chamber. This command will only be given in such cases that we cannot permit you to clear your rifle by firing.

If a condition should arise that requires temporary suspension of Firing, the command will be:

“HOLD YOUR FIRE – CLEAR YOUR RIFLE BY FIRING OR BY REMOVING YOUR BOLT”

Do not place any ammunition in the action until the command “Commence Fire” is given.

6.13 MATCH COMMANDS

To ensure the Championship is conducted without confusion, the following match commands are to be used:

- 1) No ammunition or bolt to be placed in the rifle action before the Commence Fire is given
This is Relay.....Match.....
- 2) Are all shooters ready
- 3) You haveminutes to complete this match
- 4) Commence Fire
- 5) Half Time
- 6) You have two minutes to complete your firing
- 7) You have one minute to complete your firing
- 8) You have 30 seconds to complete your firing
- 9) five seconds
- 10) “Sound of whistle” - Cease Fire
- 11) Remove bolts where possible or insert an ECI and all rifles to be cleared by a Range Officer
- 12) Clear the benches

Interpretations:

- a) No ammunition or bolt to be placed in the rifle until the Commence Fire command is given. If an ECI is used it should not be removed before the Commence Fire command is given.
- b) Timing commences at the end of the words "Commence Fire"
- c) Timing ceases at the end of the words "Cease Fire"

6.14 EMERGENCY COMMANDS

In the event of an emergency, the Range Officer will issue a "Cease Fire" command as per Rule 6.11 of these Rules. Such command must be obeyed immediately and no further shots fired. Prior to the recommencement of firing; the Range Officer shall allow 2 minutes additional time and advise the shooters accordingly, however this allowance cannot exceed the original time for the match.

SECTION 7: APPROVED EVENTS AND TIME LIMITS

7.1 APPROVED EVENTS

The approved events for conduct at a Championship are:

MANDATORY EVENTS:

Day 1 50 yards/m - 3 x 25 shot cards	Team Championship
Day 2 50 yards/m - 3 x 25 shot cards	Team Championship
Day 3 50 yards/m - 3 x 25 shot cards	Individual Championship
Day 4 50 yards/m - 3 x 25 shot cards	Individual Championship

7.2 METRIC ALTERNATIVE

If the Host Branch / Club traditionally conducts events in metric distances same will be allowed, however all events for that Championship will be conducted in the metric distance.

7.3 WARM UP MATCH

A warm up match may be conducted on the first day of competition however is optional and the prerogative of the Host as well as the competitor (when same is posted). Where the Host ops not to post a warm up target it is recommended that competitors be advised in terms of Section 6.2 of Part A of the Official National Rules for Benchrest Rifle.

7.4 TIME LIMITS

Score matches – the limit will be 20 minutes. There shall be no exception to the requirement for all competitions to complete their string of fire within the time allowed.

For subsequent relays – Not less than 30 minutes shall be allowed between the end of one match of and event and the start of the same relay in the next match. This is at the discretion of the Range Officer if all competitors are ready at the firing line.

7.5 SCORE AND AGGREGATE RECORDS

There will be records recognised for the following: -

- a) Single target record
- b) 3 target record
- c) 6 target record

Championships fired under artificial light are recognised, however records shot under artificial light shall be classed as separate to those shot in daylight hours.

Targets submitted as possible records must comply with the provisions of Rules 16.1, 16.2, 16.5, 16.5.1, 16.5.2 & 16.5.3 in Part A of the Official National Rules for Benchrest Rifle.

Prescribed forms are available from the National Benchrest Chairman.

7.6 MEDAL AWARDS AT NATIONAL CHAMPIONSHIPS

NATIONAL BENCHREST CHAMPIONSHIP MEDALS							
CLASS		Small Medal			Large Medal		
		Gold	Silver	Bronze	Gold	Silver	Bronze
IRB (Score) High Score Day 1 High Score Day 2	Two day six target match - Overall Score				1	1	1
		1	1	1			
	<i>total</i>	2	2	2	1	1	1
Junior Champ -Under 15 Years	IRB	1	1	1			
Junior Champ - Over 15 and under 18 Years	IRB	1	1	1			
	<i>total</i>	4	4	4	1	1	1

7.6.1 Proficiency Awards

Competitors in Registered Tournaments who attain the following criteria may apply for a 250 or 750 score patch as applicable:

250 patch: 250 points on any 1 target of 25 shots

750 patch: 750 points over 3 consecutive targets in a single day of targets of 25 shots

7.7 RIMFIRE NATIONAL CHAMPIONSHIPS

- .22LR Light Rimfire Benchrest
- .22LR Heavy Rimfire Benchrest
- IRB

The timing of these three events is the prerogative of the State or Territory Hosting the Australian Benchrest Championships and shall not be conducted during the Easter period and each Championship will be held as complete and discrete events.

The Rimfire and IRB Championships shall be held separate from the 4 Gun Centrefire Championships.

The individual Championship events described above shall have their class event comprising the Championship held on consecutive day at the same Host Branch / Club range.

SECTION 8: TECHNICAL PROVISIONS

8.1 RANGE OFFICERS

In the selection of technical and volunteer staff, special consideration must be given to the competence of Range Officers. It is preferable to seek well experienced individuals who have a known ability to conduct the matches in a manner compatible with the event. Particular emphasis should be placed on the ability to administer issues such as crossfires, target system failures, etc.

8.2 SQUADING PROCEDURES

Allocation of positions on the firing line for championship events will be drawn by ballot, immediately following closing date for final entries on the following basis: ballot for Teams spread evenly amongst the available benches it will be each Team Leader, at the time of final entry, to advise allocation of their teams' individual shooting order. If no such advice is forthcoming the Organising Committee will undertake allocation at their discretion.

In the event of competitors being nominated without involvement in a team, each will be allocated any available benches or positions at the discretion of the Organising Committee.

8.3 BENCH ROTATION

Bench rotation shall be mandatory. The rotation system to be used is to be advised to all competitors prior to the start of the match. It is preferred that the rotation over the days of competition be consecutive, i.e. over the period of the championship competitors move across the full width of the range.

8.4 UNFINISHED AGGREGATES

In the event that any aggregate is uncompleted on the scheduled day the aggregate will continue the next morning where it left off.

8.5 RESULTS SERVICE

The Host Branch / Club shall provide a timely and accurate results service to the competitors. It is preferable that a computerised score programme be used to process the results to ensure an adequate style of presentation and accuracy. However, a hard copy of all results is to be maintained in the event of a computer failure.

8.6 RESULTS POSTING

Adequate notice boards are required to post results progressively during the competition. Such should be easily accessible to both competitors and the public. It should be clearly stated in the Championship instructions, where official results will be posted to ensure no confusion over protest requirements. Aggregate results so posted and the time of the expiry of protest rights (30 minutes).

8.7 INSPECTION AREA

A facility for the implementation of inspection procedures to ensure firearms are in compliance with the rules. The equipment to be used for the inspection should be available at least two days prior to competition, to ensure individuals have an opportunity to test their equipment to ensure compliance with these Rules.

8.7.1 Inspection Requirements

Inspections should be carried out by match officials who are familiar with the rules.

8.7.2 Documentation

It is desirable that a standardised inspection form be used to provide consistency and be recognisable to range staff if further inquiry or scrutiny is required.

8.7.3 Certification Stickers

An inspection / approved sticker, which are suitable for attachment to the rifle are to be available and retained under security.

8.7.4 Certification Equipment

The following list is recommended:

- a) Certified Weighing Scales (preferably electronic) with a rated capacity of at least 15kgs and checked to have an accuracy within the limits of 10 gms or 0.5 ounces. The scales should be available at all times so that competitors may check the weight of their rifles and associated equipment. The scale will be required during the match should spot checks be undertaken. A known test weight should also be available for scale verification purposes.
- b) Rule (Tape measure)
- c) Gauge to measure stock width. The stock must not be more than 3 inches wide regardless of where measured.

8.7.5 Inspection Mandatory

All competitors must present at the subscribed time, all rifles intended to be used in the Championships for inspection. Failure to do so will mean disqualification from that event.

8.7.6 Inspection Failure

Rifles that fail inspection may be re-submitted for re-inspection following any adjustments, prior to commencement of competition.

8.7.7 Random Inspection

At the discretion of the Championship Director, competitors may be required to resubmit their rifle/s for re-inspection at any time during the Championship. The Director is not required to give advanced notice of such inspections.

8.8 SCORING ERROR

Where a competitor considers an obvious error has been made, a request can be made of the Target Marking Officials to view the Target and have the matter resolved. Where there is a doubt, the competitor can submit a formal protest in accordance with the Appeals procedures as outlined in Section 2.8 Part A of the Official National Rules for Benchrest Rifles.

8.9 TARGET RE-SCORE PROCEDURE

The Official Scorer will re-score the disputed target in the presence of the second official and the Team Leader for the competitor concerned using the same equipment as originally used.

8.10 REMOVAL OF BOLTS

All bolts and ammunition must be kept out of all rifles and off the Bench until the Range Officer declares the range open for firing. Rifles that are unable / do not have bolts to be removed, must have inserted into the chamber a device that visibly shows the chamber is empty. This provision included behind the firing line and in all other range areas including competitor facilities, parking areas etc.

Breach of this rule could lead to disqualification from the Championship at the discretion of the Championship Director.

8.11 CROSSFIRE PROCEDURES

It is the responsibility of the shooter who crossfires to immediately advise the Range Officer of such event, and then fire the balance of their shots on their own target. A shooter who crossfires and only the required number of shots are counted on their record target plus the cross fired shots, will have been deemed to have inadvertently cross fired and shall not be disqualified, but shall be penalised as per Rule 8.11.2 of these Rules.

8.11.1 Crossfire Transfer

A notified crossfire will be transferred to the correct target and included in the match score.

8.11.2 Crossfire Penalty

The target of the cross fired competitor will be penalised 5 points. If the cross fired shot cannot be identified (2 shots on target) the innocent party will be awarded the highest scoring shot.

8.11.3 Innocent Party

The competitor, on whose target a crossfire has been placed, is obliged to advise the Range Officer of such a happening.

8.11.4 Failure to notify

Any competitor found to have cross fired, and not notified the Range Officer, and whose target shows more than the required number of shots, including crossfires shall be subject to Rule 13.4 in Part A of the Official National Rules for Benchrest Rifles.

8.11.5 Additional Time

No additional time will be awarded to a competitor who cross fires. However, a competitor or competitors who have lost time reporting cross fires, or other unforeseen circumstances (excluding rifle malfunction), shall have extra time

allowed to complete firing their target, the amount of time allowed shall be equal to the time lost and the Range Officer should note the length of time lost by the competitor or competitors under these circumstances.

8.12 WIND INDICATORS

Competitors may place wind indicators on the range as desired, however all indicators on the range must be no higher than level with the bench tops and the bottom of the target card and retained within the competitor's shooting lane. Range Officer has the discretion to remove or drop any wind indicator that is interfering with any competitor.

Once indicators are set up they cannot be moved or adjust until the end of the event (3 target course of fire) i.e. no moving or adjusting indicators between matches / targets. This equates to a set of indicators being required for each bench in a rotation.

For clarity moving indicators is under the control of the Range Officer and may not interfere with the orderly conduct of the match.

Similarly, the Range Officer to be responsible for allowing damaged indicators to be fixed, e.g. in the event of indicators being blown over.

SECTION 9: TARGET DIMENSIONS

- 9.1** An Official SSAA – WBSF International Rimfire Benchrest Target card is available from the approved Benchrest target printers. A sample image is show below for identification purposes.
- 9.2** Individual target dimensions form the critical component of the target card. It comprises 25 scoring targets (also known as rondels) within framed square borders in a 5 x 5 configuration along the left and right-hand side sighter targets are provided for the competitor
- 9.3** The specific dimensions of the individual score rondel and frame is as follows:

SSAA IRB TARGET

Colour Pantone 287 Blue – note where rings are in filled with blue the rings are to contrast in white.

Card Size 435mm wide x 312mm tall plus 1 mm minus zero

Square box bounding the score rings

Each square box is 55 x 55 mm

X dot

1,0 mm +/- 0,1 mm

Rings

10 ring 6,0 mm +/- 0,1mm **measured on the outside of the ring**

9 ring 12,0 mm +/- 0,1 mm

8 ring 18,0 mm

7 ring 24,0 mm

6 ring 30,0 mm

5 ring 36,0 mm Blue


4 ring 42,0 mm Blue

3 ring 48,0 mm Blue


Rings should have a thickness of 0,4 to 0,5 mm.

436mm


325mm



SSAA INTERNATIONAL RIFLE BENCHREST TARGET



3 (Blue)
 4 (Blue)
 5 (Blue)
 6 (Blue)
 7 (Blue)
 8 (Blue)
 9 (Blue)
 10 (Blue)
 11 (Blue)
 12 (Blue)
 13 (Blue)
 14 (Blue)
 15 (Blue)
 16 (Blue)
 17 (Blue)
 18 (Blue)
 19 (Blue)
 20 (Blue)
 21 (Blue)
 22 (Blue)
 23 (Blue)
 24 (Blue)
 25 (Blue)



COMPETITOR: _____

BENCH: _____

DETAIL: _____

RELAY: _____

SCORE: _____

IRB
ACS SWAN EXPRESS PRINT - Ph: (08) 9549 3477 Fax: (08) 9549 3481
 18 Jura Drive, Manja, Western Australia 6000

