



**GUIDE TO THE  
NATIONAL RIFLE ASSOCIATION  
OF AMERICA**

**NRA SMALLBORE RIFLE RULES**

**FOR**

**CONVENTIONAL PRONE ANY SIGHT  
&  
CONVENTIONAL POSITION ANY SIGHT**

**2<sup>nd</sup> Edition issued :January 2014**

These rules are a précis of the April 2013 edition of the NRA SMALLBORE RIFLE RULES. This guide is intended to provide an understanding of the competition and the rules applying. In any situation where this guide is silent or ambiguous refer to the April 2013 Edition, including any updates of the NRA SMALLBORE RIFLE RULES. Except that SSAA rules covering Protests and Appeals and Stuck Live Round apply over any other rules.

*(The applicable NRA rule has been included in italics for convenience and quick reference.)*

Conventional Prone Outdoor Any Sight (*NRA 7.2*) and Conventional Position Outdoor Any Sight (*NRA 7.3*) are the two NRA “Any Sight” matches contested by SSAA.

These matches may be contested as International Matches, National Championship Matches, State Championship Matches, Registered Tournaments and Postal Matches.

1. **Conventional Prone Outdoor Any Sight** (*NRA 7.2*)

The Dewar Course of fire is 20 shots at each range (2 X 20), or twice the Dewar course which is 40 shots at each range (2 X 40). Possible match score for 2 X 40 is 800 points.

SSAA utilises the Official SSAA A23/50 target for 50 yards or 50 metres and the Official SSAA A25/100 target for 100 yards or 100 Metres.

2. **Conventional Position Outdoor Any Sight** (*NRA 7.3*)

Prone, Kneeling and Standing (50 yards or 50 metres)  
Course of fire can be 10 shots (3 X 10), 20 shots (3 X 20) or 40 shots (3 X 40) at 50 yards or 50 metres in each position.  
Possible match score for 3 X 40 is 1200 points.

SSAA utilises the Official SSAA A23/50 target for 50 yards or 50 metres.

3. **Equipment and ammunition** (*NRA rules Section 3*)

3.1 **Any rifle** (*NRA 3.2*)

Any rifle authorised for use in smallbore rifle matches using cartridges commercially catalogued as the “.22 Short”, “.22 Long” or “.22 Long Rifle” cartridges may be used. There are no restrictions on the barrel length or overall weight of the rifle and accessories. No portion of the rifle or any attachment to the rifle shall extend more than 3 inches beyond the rear of the shooter’s shoulder. A butt plate may be used (see below).

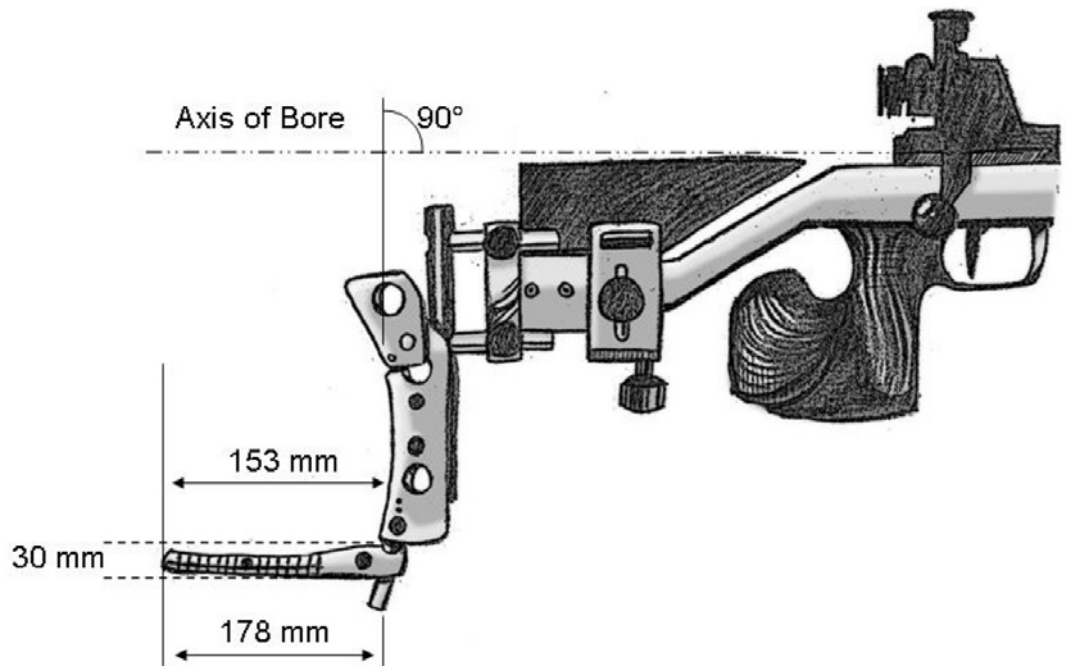
3.2 **Same rifle** (*NRA 3.2*)

The same rifle must be used throughout all stages of any one match except in the case of a malfunction or disabled rifle when the competitor may change rifles with permission of the Chief Range Officer.

- 3.3 **Any Sights** (*NRA 3.7(c)*)  
Any sight without restriction as to material or construction may be used. Metallic sights with or without lenses and telescopic sights are allowed. Any sighting device programmed to activate the firing mechanism is prohibited.
- 3.4 **Spotting scopes** (*NRA 3.8*)  
The use of a spotting scope to spot shots is permitted.
- 3.5 **Personal wind indicators** (*NRA 3.9.1*)  
Competitors may use personal wind indicating devices, placement of which is not to exceed 24 inches (61 cm) in front of the firing line, as long as they do not interfere with other competitors or range operation.
- 3.6 **Ground cloth (Shooting mats)** (*NRA 3.10*)  
A ground cloth may be used providing it is not constructed or used in a manner to provide artificial rest or support.
- 3.7 **Gloves** (*NRA 3.11.1*)  
Gloves may be worn which do not form an artificial support.
- 3.8 **Shooting coats and shooting trousers** (*NRA 3.11.2 & 3.11.3*)  
Shooting coats and trousers are permitted. Coats and pants may be constructed of cloth, canvas, nylon, leather or any combination of these materials. They may be lined or unlined. The lining may be smooth or quilted. Coats may have elbow pads, a shoulder pad and a sling pad made of non-slip material. Trousers may have knee and seat reinforcement that may be made of non-slip material.
- 3.9 **Slings** (*NRA 3.13*)  
A rifle sling may be used in connection with the rifle and one arm only as an auxiliary to steady the rifle except in the standing position. No part of the sling under tension may touch the rifle stock except at the sling swivel or hand stop. Loose, excessive sling material not involved in supporting the rifle may make incidental contact with the stock if not arranged to cause artificial support.
- 3.10 **Palm rest** (*NRA 3.14*)  
A palm rest is an attachment or extension below the forearm which aids the normal hand grip and support of the piece by the forward hand and arm. The use of a palm rest in the standing position is allowed.
- 3.11 **Kneeling roll** (*NRA 3.14.1*)  
A cylindrical cushion for shooting the kneeling position is allowed; maximum dimensions will be 9 3/4 inches (25 cm) long X 7 inches (18 cm) in diameter and made of soft or flexible material.

### 3.12 **Butt plates and hook** (NRA 3.15)

A butt hook may be used that projects not more than 153 mm (A) past the rear of a line, perpendicular to a line drawn through the axis of the bore of the rifle, which is at a tangent to the deepest part of the butt plate depression that normally rests against the shoulder. It must have a total outside length around any curve or bend of not more than 178 mm (B).



### 3.13 **Trigger guard** (NRA 3.5)

A rifle must be equipped with an effective trigger guard. Lack of a trigger guard means the rifle is unsafe.

### 3.14 **Additional equipment** (NRA 3.18)

All devices or equipment which may facilitate shooting and which are not mentioned in the rules, and which are contrary to the spirit of the rules and regulations, are forbidden. The Chief Range Officer or the Protest and Appeals Committee shall have the right to examine a shooter's equipment or apparel. The responsibility shall be upon the competitor to submit questionable equipment and apparel for official inspection and approval in sufficient time prior to the beginning of a match so that it will not inconvenience either competitor or the official.

### 3.15 **Eye and Ear protection** (NRA 3.19 & 3.20 & 3.23)

All competitors and other personnel in the immediate vicinity of the range complex are urged to wear eye and ear protection. Only sound reducing devices are to be worn. Radios, tape recorders or any other type of sound producing or communication systems are prohibited.

4. **Targets** (*NRA rules Section 4*)

In NRA sanctioned competition only targets printed by NRA Licensed Manufacturers are to be used.

- 4.1 SSAA utilises the Official SSAA A23/50 target for 50 yards or 50 metres and the Official SSAA A25/100 target for 100 yards or 100 Metres.

5. **Shooting positions** (*NRA rules Section 5*)

5.1 **Position of rifle butt** (*NRA 5.3*)

In all positions, except standing (see below 5.4/*NRA 5.12*) the butt of the rifle must be held against the front of the shoulder on the outside of the shooting coat or shirt and must not touch the ground.

5.2 **Prone** (*NRA 5.6*)

Body extended on the ground, head towards the target. The rifle will be supported by both hands and one shoulder only. No portion of the arms below the elbows shall rest upon the ground or any artificial support, nor may any portion of the rifle or body rest against any artificial support. The forearm supporting the rifle shall form an angle with the line from the point of elbow contact, to the target of not less than 30 degrees. (Measured through the axis of the forearm.)



5.3 **Kneeling** (*NRA 5.10*)

Buttocks clear of the ground, but may rest on one foot. The rifle will be supported by both hands and one shoulder only. The elbow of the arm supporting the rifle rests on the knee or leg. The elbow of the trigger arm will be free from all support. One knee must be touching the ground or shooting mat. The shooter may be on all, or partially on, or all off the shooting mat. A roll (see 3.11/*NRA 3.14.1*) may be placed under the instep provided the foot is placed toe down at an angle not greater than 45 degrees from the vertical. Only trousers and underclothing may be worn between the shooter's buttocks and heel. If a kneeling roll is not used, the foot may be positioned at any angle, to include placing the side of the foot and the lower leg on the ground.



**5.4 Standing (NRA 5.12)**

The shooter shall stand free with both feet on the ground or a thin mat without any other support. The rifle shall be held with both hands and the shoulder (upper right chest) or the upper arm near the shoulder, the cheek and the part of the chest next to the right shoulder. However the rifle must not be supported by the jacket or chest beyond the area of the right shoulder and right chest. The left upper arm and elbow may be supported on the chest or on the hip. A palm rest may be used in this position. The use of a sling is prohibited in this position. (Left handed shooters reverse these descriptions)



**5.5 Illegal positions (NRA 5.14)**

Anyone found using an illegal position shall be warned once and given the opportunity to correct the position. If the person continues

to use an illegal position or reverts to it, the competitor shall be penalised, see below 9.11(*NRA 9.30*).

## 6. **Range Standards** (*NRA rules Section 6*)

### 6.1 **Firing Line** (*NRA 6.1*)

The firing line is immediately in front of the firing points. Ranges are to be measured from this firing line to the face of the targets when the targets are hung in their proper position in front of the backstop.

### 6.2 **Distance** (*NRA 6.4*)

Outdoor rifle ranges may be 50 yards, 50 metres, 100 yards or any combination thereof.

### 6.3 **Target numbers** (*NRA 6.6*)

Target frames will be numbered. The number will be large enough to be identified under ordinary conditions with normal vision. The numbers should correspond with the firing point numbers.

### 6.4 **Backing targets** (*NRA 6.7*)

Backers are to be used to identify crossfires and multiple shot holes. Backing targets will be used at all registered matches.

### 6.5 **Wind flags** (*NRA 6.9*)

Match organisers only, may erect flags or other devices to indicate wind direction forward of the firing line. Competitors may not change or add thereto but may use wing indicating devices at the firing line as long as they do not interfere with other competitors or range operations. The match organisers shall erect a row of wind flags or other devices parallel to the targets to indicate the wind direction at approximately the target line and midway thereto.

## 7. **Courses of Fire** (*NRA rules Section 7*)

### 7.1 **Conventional Prone Outdoor Any Sight** (*NRA 7.2 & 7.2.1*)

20 shots or 40 shots at 50 metres or 50 yards followed by 20 or 40 shots at 100yards

Dewar Course is 2 X 20, a total of 40 shots.

At 50 metres or 50 yards, 5 shots per bullseye, change targets after 20 shots.

At 100 yards 10 shots per bullseye, change targets after 20 shots.

Twice the Dewar Course is 2 X 40, a total of 80 shots.

### 7.2 **Conventional Position Outdoor Any Sight** (*NRA 7.3*)

10 shots (3 X 10), 20 shots (3 X 20) or 40 shots (3 X 40) at 50 yards or 50 metres in each position of Prone, Kneeling and Standing.

At 50 metres or 50 yards, 5 shots per bullseye, change targets after 20 shots.

3 X 40 match is a total of 120 shots.

8. **Time limits** (*NRA rules Section 8*)

8.1 **Conventional Prone Outdoor Any Sight** (*NRA 8.2(b)*)

1 minute per record shot will be allowed.

8.2 **Conventional Position Outdoor Any Sight** (*NRA 8.2(b)*)

1 minute per record shot for prone, 1 1/2 minutes per record shot for kneeling and standing position will be allowed.

8.3 **Passage of time** (*NRA 8.4*)

Range Offices will not voluntarily warn competitors of the passage of time. Competitors may enquire of Range Officers as to the time remaining before the expiration of the time limit. The request for the time remaining and response shall be given in a tone which will not disturb other competitors.

9. **Competition Regulations** (*NRA rules Section 9*)

9.1 **Changing rifles** (*NRA 9.1*)

No competitor will exchange the rifle or the stock of the rifle during the firing of a match unless it has become disabled and has been so designated by the Chief Range Officer. For the purpose of this rule, the firing of a match is considered to have started when the competitor has fired the first record shot. Claim that a rifle is disabled must be made immediately. All shots fired up to the time that the claim is made will stand as part of the official score. (Changing butt plate assemblies, does not constitute changing rifles.)

9.2 **Fouling and Sighting shots** (*NRA 9.2*)

Fouling and sighting shots are permitted at any time. Shots can only be fired after the command "COMMENCE FIRING".

9.3 **Misplaced Sighting shots** (*NRA 9.2.1(b)*)

When the first sighting shot hits below an imaginary or transcribed line midway between the sighter and record bullseye (not touching the line with the aid of a scoring gauge), the competitor will inform the Range Officer of the location of such shot before firing another shot on the target card: the Range Officer will note the value and location of the shot hole. No such claim will be allowed after the competitor has fired more than one shot on the target card. After the first sighting shot any additional shot below an imaginary or transcribed line midway between the sighter and record bullseye (not touching the line with the aid of scoring gauge), will be considered a record shot.

9.4 **Defective cartridge** (*NRA 9.4*)



A defective cartridge is one which has sufficient structural defect as to cause a misfire or a rifle to fail to function or a round that does not fire. Except in the instance of a ruptured case no claim shall be allowed if the bullet has left the barrel.

**9.5 Disabled Rifle (NRA 9.5)**

Any rifle that cannot be properly aimed or safely fired may be declared disabled. Sights improperly adjusted do not constitute a disabled rifle.

**9.6 Malfunction (NRA 9.6)**

Failure of the rifle to function properly, due to mechanical defects or due to defective ammunition is considered a malfunction. Functional problems due to improper manual operation are not considered as malfunctions.

**9.7 Stuck Live Round (SSAA rule applies)**

In the event of a malfunction which results in a stuck live round which cannot be simply removed from the breach end of the barrel, the firearm is to be made safe and removed from the range to a competent person for repairs. Under no circumstance is an attempt to be made to remove the round by insertion of a cleaning rod or similar object from the muzzle end of the firearm.

**9.8 Coaching Prohibited in Individual Matches (NRA 9.10)**

Coaching is prohibited in all individual matches. If a competitor wishes to speak with a coach, the competitor must unload, leave the firearm in a safe condition on the firing line and leave the firing line to confer with the coach, being careful not to disturb any other competitor.

**9.9 Refiring (NRA 9.14)**

No competitor will fire more than one score for the same event. No competitor will be allowed more than one re-fire because of a defective cartridge, disabled rifle or malfunction.

**9.10 Crossfire and excessive hits (NRA 9.25)**

No competitor will deliberately fire on the wrong target nor fire more than the required number of shots, including hits on some other competitor's target card.

**9.11 Penalties and disqualifications (NRA 9.30)**

In cases of infringement and contraventions of the regulations or of the instructions of the Range Officers, the following penalties may be imposed upon the competitor by the Chief Range Officer, Protest and Appeals Committee, appointed Jury or Referee.

Warning

Deduction of points from the score

Disqualification

- 9.11.1 **Warning** *(NRA 9.30(a))*  
A warning may be given so that the competitor may have the opportunity to correct the fault. In the case of a serious violation of the safety regulations, the Protest and Appeals Committee has the authority to impose a disqualification.
- 9.11.2 **Correction of fault** *(NRA 9.30(b))*  
If the competitor does not correct the fault before the next shot, 10 points shall be deducted from the competitor's score.
- 9.11.3 **Repeated infringements** *(NRA 9.30(c))*  
For a repeated infringement, the competitor may be disqualified.
- 9.11.4 **Warning to be clear** *(NRA 9.30 (d))*  
A warning to a competitor must be expressed in such terms as will leave no doubt that it is an official warning. A warning to the competitor, whenever it is possible, should be given so as not to disturb the competitor while firing a shot, unless the infringement concerns safety, in which case the competitor shall be warned immediately.
- 9.11.5 **Discharge of firearm** *(NRA 9.30(h))*  
The discharge of any firearm anywhere other than the firing line, or the firing line prior to the shooters being placed in the preparation period, will result in disqualification and expulsion from the competitions. If a firearm is discharged while the competitors are in the preparation period prior to the command, "LOAD", it will result in the competitor being disqualified from that fired match.
- 9.11.6 **Loading before "LOAD" command** *(NRA 9.30(i))*  
If a competitor places an unfired cartridge in the chamber, on the loading ramp or in the magazine before the command "LOAD", the competitor will be warned on the first violation, disqualified from that stage for the second violation and disqualified from the match for the third violation.

10. **Range Commands, Controls and Operations** *(NRA rules Section 10)*

10.1 **Unloaded rifles** *(NRA 10.1.2)*

Rifles will not be loaded until the competitor has taken position at the firing point, rifles pointed towards the targets and the command "LOAD" has been given.

10.2 **Cease Firing** *(NRA 10.1.4(a))*

All shooters will immediately stop firing upon the command "Cease Firing". Actions will be opened and remain open and an ECI inserted in the chamber.

**10.3 Commence Firing (NRA 10.1.4(b))**

All shooters may start firing upon the command "Commence Firing". The timing of the string is started with this command.

**10.4 Not ready (NRA 10.1.5)**

It is the duty of the competitor to notify the Range Officer if not ready to fire at the time "IS THE LINE READY?" is asked.

**10.4.1 Not competitor's fault - not ready (NRA 10.1.5(1))**

If a competitor is not ready through no fault of their own, the competitor may be permitted to refire at a later time, or simply given additional time on the relay to make up for the time lost.

**10.4.2 Competitor's fault - not ready (NRA 10.1.5(2))**

If the competitor is not ready because of their own actions, the competitor is required to fire within the appropriate time available for that delay.

**10.5 Single round loading (NRA 10.1.6)**

In all slow fire events, the rifle will be loaded with only one cartridge at a time.

**10.6 Preparation period (NRA 10.3.1)**

The preparation period will begin only after the competitors have been given time to bring their rifles to the line. Range Officers may allow a reasonable period of 5 minutes for equipment set up before beginning of the 3 minute preparation period. In all cases competitors will be allowed a minimum of 3 minutes to take their places at their firing points and prepare to fire at the beginning of the match, after the firing point has been cleared by the preceding competitor. The ECI may be removed and dry firing shall be permitted during this period. In all cases before the second stage of a two-stage match there will be a preparation period of a minimum of one minute. A 3 minute preparation period will be given after a range change.

**10.7 Interrupted Fire (NRA 10.3.2)**

If firing is halted for 2 minutes or more, a preparation period of a minimum of one minute will be given, and one minute will be added to the firing time remaining, for any additional sighters needed, when firing is resumed.

**10.8 Firing line procedures (NRA 10.7)**

**10.8.1 Start of Match (NRA 10.7)**

Ready to start the match the Chief Range Officer commands; “RELAY (Number) MATCH (Names the match)”, “ON THE FIRING LINE”. Competitors in that relay may set up their equipment on their designated firing point but not bring their rifles to the line.

10.8.2 **Range area cleared** *(NRA 10.7)*

When down range is clear, targets are hung and all shooters and match personnel are behind the firing line the Chief Range Officer commands; “RELAY (Number) YOU MAY BRING YOUR RIFLES TO THE LINE, ECI’s MUST BE INSERTED IN YOUR CHAMBERS.”

10.8.3 **Preparation time** *(NRA 10.7)*

The Chief Range Officer commands; “YOUR 3 MINUTE PREPARATION PERIOD STARTS NOW”. At the end of the preparation period the Chief Range Officer commands; “YOUR PREPARATION PERIOD HAS ENDED.” Range Officers to check each competitor is on the correct firing point during this period.

10.8.4 **Firing Commands** *(NRA 10.7)*

The Chief Range Officer asks; “IS THE LINE READY?” Any competitor who is not ready or whose target is in bad order will immediately call “NOT READY ON TARGET (Number).” The Chief Range Officer will immediately state; “THE LINE IS NOT READY.” The Range Officer will investigate the difficulty and correct it. When the difficulty has been corrected the Chief Range Officer will call; “THE LINE IS READY”. When the Chief Range Officer asks; “IS THE LINE READY?” and the line is ready, the Chief Range Officer then calls; “THE LINE IS READY’. The Chief Range Officer then commands; “LOAD”. The Chief Range Officer then commands; “COMMENCE FIRING”. On the word “FIRING” the time commences. At the end of the time the Chief Range Officer gives the command; “CEASE FIRING – BOLTS OPEN INSERT YOUR ECI’s”. All rifles are unloaded checked and confirmed clear by the Range Officer and competitors may then leave the firing line with the actions of their rifles open.

10.8.5 **Clearing the line** *(NRA 10.7)*

Before competitors or range personnel are allowed down range the Chief Range Officer should ask; “IS THE LINE CLEAR?” This means all rifles have been checked and are unloaded and bolts open and ECI’s inserted. Upon receiving confirmation all rifles are clear the Chief Range Officer says; “THE LINE IS CLEAR”. Additional instructions are appropriate such as; ‘GO FORWARD

AND CHANGE TARGET” or “REMOVE YOUR EQUIPMENT FROM THE LINE FOR THE NEXT RELAY”. Succeeding relays are handled in a like manner.

**10.9 Range Alibis (NRA 10.7.1)**

Refires are allowed through faulty or improper range procedures and or weather such as targets blown away or rendered unusable because of extreme weather conditions.

**10.10 Procedure for defective cartridge, disabled rifle or malfunction (NRA 10.9)**

If a cartridge fails to fire or a rifle fails to function the competitor will call the Range Officer. The Range Officer when satisfied there is a defective cartridge (See 9.4), disabled rifle (See 9.5) or malfunction (See 9.6) will permit the competitor to replace the unfired cartridge or clear the jam and continue firing. Additional time may be allowed each competitor, equal to the time lost because of the defective cartridge, disabled rifle or malfunction.

**10.11 Cross-fires (NRA 10.10.4)**

Crossfires of competition shots must be scored as misses.

**11. Scoring (NRA rules Section 14)**

**11.1 When to score (NRA 14.1)**

Targets are usually scored after each 20 shots. When backing targets are used, the record target and the backing card shall be compared.

**11.2 How to score (NRA 14.3)**

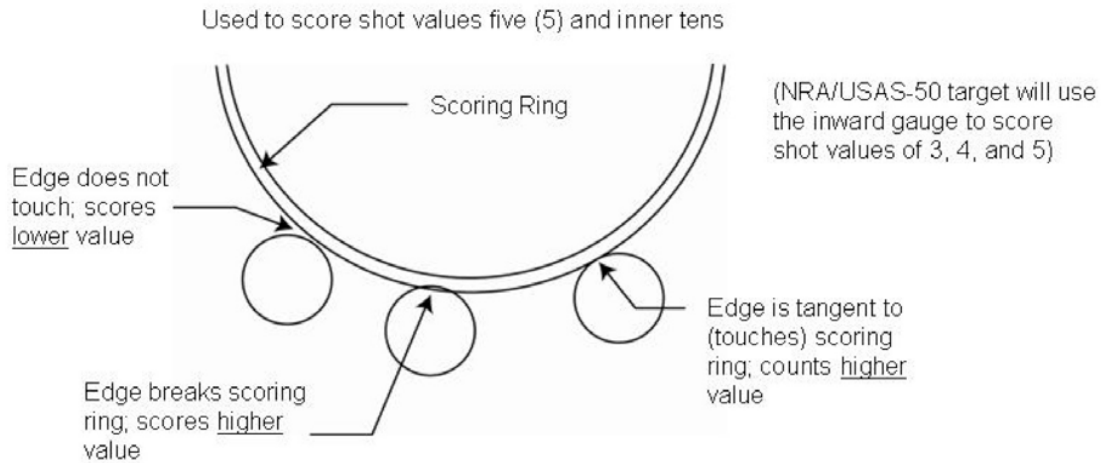
A scoring gauge will be used to determine the value of close shots. Scorers must indicate on the target which shots were plugged. A shot hole, the lead edge of which comes in contact with the outside of the bullseye or scoring ring of a target, is given the higher value. *(Note: General scoring is conducted with and overlay. Only members of the Appeals Committee may score with a plug gauge; a shot may only be scored once with a plug gauge.)*

**11.3 Misses (NRA 14.4)**

If a competitor fails to hit any target, which includes shots outside the scoring ring, that shot will be scored as a miss.

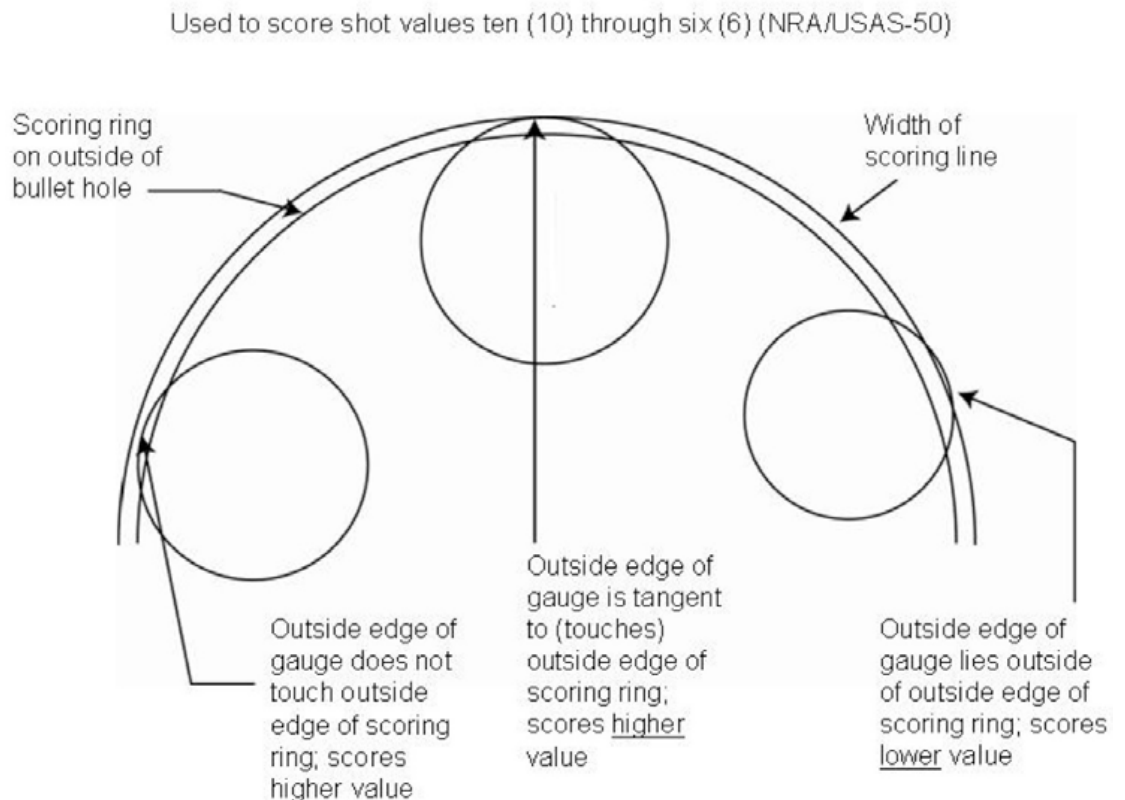
**11.4 Inward scoring (NRA 14.2)**

The higher value will be allowed in cases where the flange of the gauge touches the scoring ring. Inward gauges must be within the following limits: .2225” to .2240”. The shot below on the right counts as a ten and the shot on the left as a nine.



### 11.5 Outward scoring (NRA 14.2)

The outward gauge (scoring away from the centre) can be used to determine the value of close shots. Outward gauges must be within the following limits: .3625" to .3610". The shot on the right counts as a ten as it does not exceed the outside edge of the 7-ring and the shot on the left is a nine as it exceeds the outside edge of the 7-ring.



### 11.6 Shot groups (NRA 14.3(d))

Where in scoring the target rings are partially obliterated by the shot groups of two or more shots or when adjacent shot holes have a

connecting tear in the target paper, the plug type scoring gauge shall not be used. In such cases the value of the shots shall be determined by the use of an overlay scoring aid. The use of an overlay supersedes any requirement for the use of a plug-type gauge.

**11.7 Tie Breaking (NRA 14.3(e))**

Any shot hole within the 10-ring which with the aid of a scoring gauge or overlay, the flange of which does not touch the outside edge of the 10-ring is counted as a centre shot for the purposes of breaking ties. *(Note: Centre shots will only be used if a tie cannot be broken by X rings)*

**11.8 Early or late shots (NRA 14.5)**

If any shots are fired before the command "COMMENCE FIRE", after the command "LOAD" has been given or immediately after the command "CEASE FIRE" prior to the command "THE LINE IS SAFE", the shots of the highest value on the target card, equal in number to those fired in error, will be scored as misses.

**11.9 Excessive hits on own target (NRA 14.7(a))**

If a competitor fires more than the required number of shots on their own target card, only the required number of shots of the lowest value, minus one point for each hit in excess of the required number of shots on the individual bullseye(s) on which the excessive shots occurred. Penalty points shall be deducted from the remaining hit or hits of the highest value and the net value (actual shot value less the penalty) shall thereafter be scored as the actual value. A 10-X or a 10 so penalised becomes a 9.

**11.10 Excessive hits on another competitors target (NRA 14.7(b))**

If a competitor fires more than the required number of shots for a target card and one or more hits are on the target of another competitor all shots on the target of the other competitor will be brought back to the corresponding bullseye(s) on the competitor's record target and scored as in 11.9 *(NRA 14.7(a) & 14.10)*. Excessive shots fired on the target of another competitor will be brought back as a miss (zero).

**11.11 Excessive shots on own bullseye (NRA 14.7(a) & 14.10(a))**

If a competitor discovers the excessive shots have been fired on any bullseye, the competitor should fire correspondingly fewer number of shots at succeeding bullseye(s) on the same target card

**11.12 Ricochets (NRA 14.8)**

A hole made by a ricochet bullet does not count as a hit and will not be scored.

**11.13 Visible hits and close groups (NRA 14.9)**

All hits which are clearly visible on the target card will be scored. In the case where the grouping of three or more shots is such that it is possible for a required shot or shots to have gone through the enlarged hole without leaving a mark and there is no evidence the shot or shots have gone elsewhere, the shooter will be given the benefit of the doubt and scored hits for the required number of shots in that bullseye. If such action could place a non-visible hit or hits in either or two scoring rings, such hits shall be scored in the high value ring. Backing cards should be reviewed when used to assist in determining the shots creating the group in the affected bullseye.

**11.14 Hits on wrong target or bullseye (NRA 14.10)**  
*“Target card applies to all record bullseyes framed at one time”*

**11.14.1 Hits on wrong bullseye (NRA 14.10(a))**  
When more than the required number of shots are fired at one bullseye on the same target card, the competitor will be given the actual value of the score, minus a penalty of one point for each shot fired at the wrong bullseye. Penalty points shall be deducted from the shot or shots of the highest value on the bullseye bearing more than the required number of hits and shall thereafter be scored as the actual value of the shot. A 10-X or a 10 becomes a 9, etc.

**11.14.2 Backing cards used (NRA 14.10(b))**  
Hits on the wrong target where backing cards are used will be allocated to the correct competitor. In NRA 3 Position a miss is recorded for each hit on a target card other than the competitor’s own. Crossfires onto another competitor’s sighter bull are not penalised under this rule.

*(Note; External crossfires that are excessive hits are scored as misses in all smallbore competitions.)*

**12. Decision of Ties (NRA rules Section 15)**

**12.1 Tie breaking (NRA 15.7)**

Competitors having the same numerical total score over an entire match in which the tie needs to be broken will be ranked in the following order:

**12.1.1 Number of X’s (NRA 15.7(a))**  
By the greater number of X’s over the entire course on targets.

**12.1.2 Longest range (NRA 15.7(b))**



By the highest numerical score at the longest range.

12.1.3 **Longest range centre shots** (NRA 15.7(c))

By the greater number of X's at the longest range.

12.1.4 **Ranked score** (NRA 15.7(d))

By the highest ranking score in the standing position, then kneeling and prone.

12.1.5 **Standing X's** (NRA 15.7 (e))

By the greater number of X's or in the standing position.

*(Note: If a tie cannot be broken by the above ranking, centre shots may be used)*

13. **Challenges and Protests** (SSAA rules for Protest and Appeals apply)

*For the current SSAA Protest and Appeals Committee rules see the current version of the SSAA Standard Rules.*

14. **Competitors Duties and Responsibilities** (NRA rules Section 18)

14.1 Competitor's responsibility (NRA 18.15)

It shall be the responsibility of competitors:

14.1.1 **Equipment** (NRA 18.15(a))

That all equipment meets all rules and match specifications in any match in which that equipment is used.

14.1.2 **Positions** (NRA 18.15(b))

That the competitor's positions conform to the rules.

14.1.3 **Rules** (NRA 18.15(c))

That the competitor has full knowledge of the rules under which that match is fired.

14.1.4 **Warnings** (NRA 18.15(d))

That after due warning of any infraction of existing rules, that competitor shall understand that a repetition thereof shall be the subject of disqualification for that match or competition.

14.1.5 **Targets** (NRA 18.15(e))

When targets are framed by the competitor it is the competitor's responsibility that the correct target and backer for the range and position being fired are marked and framed properly.

14.1.6 **Alterations to targets** (NRA 18.15(f))

To ensure that the target is not altered intentionally or with special marks which benefit the competitor in any way. Scores fired on such targets will be disqualified.

**14.1.7 Set up time (NRA 18.15 (g))**

When the targets are framed by the competitor, it is the competitor's responsibility to ensure that the area between the target and the firing point is clear of obstructions (weeds, wind flags, etc.) before the start of the 3 minutes preparation period.

**15. Classification (NRA rules Section 19)**

**15.1 Individual Class Average (NRA 19.15)**

**15.1.1 Outdoor Conventional Prone Classification (NRA 19.15(a))**

(Possible match score 800 points.)

NRA Classifications	SSAA Grading equivalent	NRA Classification Averages	Grade Score
Master	(AAA)	99.50 and above	796 to 800
Expert	(AA)	98.50 to 99.49	788 to 795
Sharpshooter	(A)	96.50 to 98.49	772 to 787
*Marksman	(B)	90.50 to 96.49	724 to 786
(Under Marksman)	(C)	(Below 90.50)	Below 724

(\*Note: Marksman NRA Classification is below 96.50)

**15.1.2 Minimum required for classification (NRA 19.15(a))**

Outdoor Conventional Prone the minimum shots required for classification is 200 shots.

**15.1.3 NRA Conventional Position Outdoor Classification (NRA 19.15(c))**

(Possible match score 1200 points)

NRA Classifications	SSAA Grading equivalent	NRA Classification Averages	Grade Score
Master	(AAA)	97.00 and above	1164 to 1200
Expert	(AA)	94.00 to 96.99	1128 to 1163
Sharpshooter	(A)	91.00 to 93.99	1092 to 1127
*Marksman	(B)	88.00 to 91.99	1056 to 1091
(Under Marksman)	(C)	(Below 88.00)	Below 1056

(\*Note: Marksman NRA Classification is below 91.00)

**15.1.4 Minimum required for Classification (NRA 19.15(c))**

Outdoor NRA 3 Position the minimum shots required for classification is 120 shots.

**15.2 Establishing classification (NRA 19.16)**

Classification or reclassification average will be based on average scores reported for 10 shot strings, computed only after the total scores have been posted. The average may be based on a number of shots greater than the required minimum number as specified.

**15.3 Reclassification (NRA 19.17)**

A competitor classified will be reclassified upward when the average computed on the number of shots specified (see below) places the competitor in a higher class.

**15.3.1 No of shots for reclassification (NRA 19.17(b))**

Conventional Prone reclassified to:

Sharpshooter.....400 shots

Expert.....400 shots

Master.....700 shots

Conventional Position reclassified to:

Sharpshooter.....120 shots

Expert.....240 shots

Master.....360 shots

**15.4 Unclassified Competitors (NRA 19.2)**

A competitor who does not have a current classification shall compete in Master class.

**15.5 Junior Competitors (SSAA rules for Juniors apply)**

A SSAA junior member is any member under the age of 18 years at the commencement of the Championships.

A junior competitor in a National Championship shall pay no more than one half of the standard adult entry fee.

If the Discipline's National Championship includes Graded and / or Junior categories, a junior competitor is eligible to compete for Junior, Grade and Open medals and awards. The winning of a Junior medal or award does not preclude a junior competitor from winning any other category of medal or award.

Junior competitors are divided into two classes

Under 15 years

Under 18 years and 15 years and over

15.6 **Lost shots** (*NRA 19.5*)

Any act done by a competitor on purpose or unintentionally, that causes the competitor to lose a shot(s), shall have the corresponding number of shot(s) reduced from the shot(s) fired figure in order to allow that competitor to receive the classification earned by all the correctly fired shot(s).

15.7 **Obsolete classifications** (*NRA 19.9*)

All classifications and scores shall become obsolete if the competitor does not fire in a competition a least once during 3 consecutive calendar years. Master classification becomes obsolete after 5 consecutive calendar years.

## RANGE COMMANDS

### NRA Conventional Position & NRA Conventional Prone

1. **“RELAY (Number) MATCH (Names the match)”**, **“ON THE FIRING LINE”**. - Competitors in that relay may set up their equipment on their designated firing point but **not bring their rifles to the line**. Competitor may set up while targets are being hung.
2. When down range is clear, targets are hung and all shooters and match personnel are behind the firing line command - **“RELAY (Number) YOU MAY BRING YOUR RIFLES TO THE LINE, ECI’s MUST BE INSERTED IN YOUR CHAMBERS.”**
3. **“YOUR 3 MINUTE PREPARATION PERIOD STARTS NOW”**. At the end of the preparation period command - **“YOUR PREPARATION PERIOD HAS ENDED.”** Range Officers to check each competitor is on the correct firing point.
4. After ascertaining the range is clear the Chief Range Officer asks - **“IS THE LINE READY?”**
5. Any competitor who is not ready or whose target is in bad order will immediately call **“NOT READY ON TARGET (Number).”** The Range Officer will immediately state; **“THE LINE IS NOT READY.”** The Range Officer will investigate the difficulty and correct it. When the difficulty has been corrected the Range Officer will indicate the line is ready. Then the Range Officer asks; **“IS THE LINE READY?”** and the line is ready, the Range Officer then calls; **“THE LINE IS READY’**.
6. The Range Officer then commands - **“LOAD”**. The Range Officer then commands - **“COMMENCE FIRING”**. On the word **“FIRING”** the time commences. At the end of the time the Range Officer gives the command - **“CEASE FIRING – BOLTS OPEN, INSERT YOUR ECI’s”**. All rifles are unloaded checked and confirmed clear by the Range Officer and competitors may then leave the firing line with the actions of their rifles open.
7. Before competitors or range personnel are allowed down range the Chief Range Officer should ask - **“IS THE LINE CLEAR?”** This means all rifles have been checked and are unloaded and bolts open or removed. Upon receiving confirmation all rifles are clear the Chief Range Officer says - **“THE LINE IS CLEAR”**. Additional instructions are appropriate such as - **“GO FORWARD AND CHANGE TARGET”** and **“REMOVE YOUR EQUIPMENT FROM THE LINE FOR THE NEXT RELAY”**. Succeeding relays are handled in a like manner.