



**RIFLE METALLIC  
SILHOUETTE**

**OFFICIAL NATIONAL RULES**

**Revised 2009  
No. 6**



## TABLE OF CONTENTS

<b>SECTION 1 : AIMS AND OBJECTIVES .....</b>	<b>3</b>
<b>SECTION 2 : SSAA STANDARD RULES .....</b>	<b>3</b>
<b>SECTION 3 : RIFLE SPECIFICATIONS .....</b>	<b>7</b>
<b>SECTION 4 : COWBOY LEVER ACTION SILHOUETTE RIFLE (CLAS).....</b>	<b>12</b>
<b>SECTION 5 : EQUIPMENT AND AMMUNITION .....</b>	<b>15</b>
<b>SECTION 6 : TARGETS .....</b>	<b>17</b>
<b>SECTION 7 : POSITIONS.....</b>	<b>18</b>
<b>SECTION 8 : RANGE STANDARDS .....</b>	<b>19</b>
<b>SECTION 9 : COURSES OF FIRE .....</b>	<b>21</b>
<b>SECTION 10 : TIME LIMITS.....</b>	<b>21</b>
<b>SECTION 11 : COMPETITION REGULATIONS AND RANGE OPERATION.....</b>	<b>22</b>
<b>SECTION 12 : RANGE CONTROL .....</b>	<b>25</b>
<b>SECTION 13 : CHAMPIONSHIP (TOURNAMENT) OFFICIALS.....</b>	<b>26</b>
<b>SECTION 14 : SCORING.....</b>	<b>26</b>
<b>SECTION 15 : DECISIONS OF TIES .....</b>	<b>28</b>
<b>SECTION 16 : NATIONAL AND AUSTRALIAN RECORDS.....</b>	<b>28</b>
<b>SECTION 17 : COMPETITOR DUTIES AND RESPONSIBILITIES .....</b>	<b>29</b>
<b>SECTION 18 : GRADING.....</b>	<b>30</b>
<b>SECTION 19 : REGISTRATION.....</b>	<b>32</b>
<b>SECTION 20 : CHAMPIONSHIP AWARDS.....</b>	<b>33</b>
<b>SECTION 21 : NATIONAL RIFLE METALLIC SILHOUETTE PROFICIENCY AWARDS</b>	<b>34</b>
<b>SECTION 22 : TARGET TEMPLATES .....</b>	<b>35</b>
<b>SECTION 23 : DEFINITION OF TERMS.....</b>	<b>40</b>
<b>APPENDIX A .....</b>	<b>40</b>

These Rules have been compiled by the Discipline Subcommittee, with amendments by the SSAA National Discipline Chairmans' Conference and approved and ratified for printing by the SSAA Inc National Board.

## **RIFLE METALLIC SILHOUETTE NATIONAL RULES**

**REVISED 2009**

**No. 6**

### **SECTION 1 : AIMS AND OBJECTIVES**

- 1.1** To promote all Rifle Silhouette shooting, under rifle range conditions using rifles capable of long range accuracy and that can topple the distant targets.

### **SECTION 2 : SSAA STANDARD RULES**

#### **2.1 COMPETITORS ELIGIBILITY**

A competitor who competes in a National Championships must be a financial member of the Sporting Shooters Association of Australia or an Association affiliated with the SSAA Inc or under special invitation from the SSAA Inc National Board.

A current SSAA membership card or official documentation from the SSAA National Membership Office or a SSAA State or Territory Association showing current membership details shall be accepted as proof of their financial membership, providing they are not under suspension from membership.

Members of Affiliated Associations must provide adequate documentation of their current membership of the Affiliate Association.

Any person who is unfinancial or is unable to provide proof of financiality may pay their full membership fee for the applicable State Association, to the host Branch / Club, providing they are not under a suspension from membership.

#### **2.2 JUNIOR COMPETITORS**

A SSAA junior member is any member under the age of 18 years at the commencement of the competition.

A Junior competitor in a National Championship shall pay no more than one half of the standard adult entry fee.

If the Discipline's National Championship includes Graded and / or Junior categories, a Junior competitor is eligible to compete for Junior, Grade and Open medals and awards. The winning of a Junior medal or award does not preclude a junior competitor from winning any other category of medal or award.

Junior competitors are divided into 2 classes

- Under 15 years
- Under 18 years and 15 years and over

## **2.3 STUCK LIVE ROUND: MANDATORY RULE**

In the event of a malfunction which results in a stuck live round which cannot be simply removed from the breech end of the barrel, the firearm is to be made safe and removed from the range to a competent person for repairs. Under no circumstance is an attempt to be made to remove the round by insertion of a cleaning rod or similar object from the muzzle end of the firearm.

## **2.4 COMPETITORS RESPONSIBILITY**

### **2.4.1 Competitors to be familiar with the Rules**

Competitors should be familiar with the Rules pertaining to National Championships, as although the Host Association or Branch / Club must provide and run Championships in accordance with this Rule Book, the smooth running can be assisted by competitors being familiar with all aspects of match procedures and details.

### **2.4.2 Sportsmanship**

Competitors shall behave in a sportsmanlike manner as befitting membership of the SSAA.

### **2.4.3 Behaviour**

Competitors should refrain from boisterous conduct on the firing range during the conduct of an event. A competitor failing to observe this fact will be disciplined by the Range Officer. In the event of boisterous or unsportsmanlike behaviour by a competitor the Range Officer shall caution the offender once, and, if there is any repetition of the conduct, the competitor may be asked to immediately leave the firing line and may also be disqualified.

Any disqualification made under this Rule may be appealable under the procedures set down in Section 2.7 of these Rules.

### **2.4.4 Range safety rules**

All competitors should familiarise themselves with the usual safety precautions observed on SSAA ranges as well as any Rules specific to the range on which a particular competition is being conducted. Unsafe practices on a SSAA range can be grounds for a competitor's disqualification.

### **2.4.5 Safety equipment**

It is strongly recommended that ear and eye protection be worn at all times by persons who are in the vicinity of the firing line whilst shooting is underway.

It is recommended that suitable clothing, including enclosed shoes or boots, be worn at all times by a competitor whilst engaged in the competition and in the vicinity of the firing line.

A competitor may wear medical equipment which may be seen as giving support if a medical certificate confirming the competitor's need to wear such a device for health reasons is submitted to the National Discipline Chairman and / or Discipline Subcommittee for approval prior to the commencement of the competition.

## **2.5 RULE INFRINGEMENTS**

A competitor found to be infringing these Rules will be given a warning by the Range Officer. If the infringement continues the competitor may be suspended or disqualified from the event being contested and their scores will not be recorded.

Safety infringements or breaches may result in immediate suspension or disqualification.

## **2.6 DISCIPLINE CHAIRMAN'S AUTHORITY**

The Discipline's Chairman shall have the power to direct the Host Branch / Club in the manner in which the Championships are to be conducted, and shall have the right to interpret the Rules and requirements to ensure the events are conducted in an acceptable and uniform manner.

## **2.7 PROTEST AND APPEALS COMMITTEE**

The Rules for the Protest and Appeals Committee are common to all SSAA Disciplines and form part of each Discipline's Rulebook. The Rules are as follows:

2.7.1 At all registered tournaments there shall be a Protest and Appeals Committee (hereinafter called "Appeals Committee") which shall be formed by the Host Association or Branch / Club organisers to hear and decide protests and appeals.

2.7.2 The Appeals Committee shall consist of a minimum of three people, one of whom shall act as chairman, any of whom may be competitors in the competition, but in no case shall an appellant or protester be included as a member of the Appeals committee (notwithstanding any rule or rules of law to the contrary). In Tournaments (Championships) where more than one State is represented a delegate from any of the States represented may be appointed to be a member of the said Committee and such appointments shall be at the discretion of the Host Association or Branch / Club.

2.7.3 A protest may be lodged by any competitor who feels aggrieved by a decision of the Range Officer, the target scorers, or any other organisational matters or methods of conducting the competition. A competitor may protest the conduct of another competitor(s) or that another competitor(s) has not fulfilled their obligations according to these Rules, or has not properly obeyed the Rules.

2.7.4 The protest must be lodged in writing and accompanied by a fee the amount of which shall be nominated by the organisers of the competition. If the protest or appeal is upheld, the applicant is to be refunded the amount of the fee. If the protest is disallowed, then the fee shall be forfeited to the organisers conducting the competition.

- 2.7.5 The protest is to be lodged with the Range Officer or other persons nominated by the organisers of the competition to receive appeals. A protest may be lodged during the conduct of a competition or after the competition has been completed but not later than 30 minutes after the scores for that competition have been announced or posted. When received, the protest or appeal must be given to the Chairman of the Appeals Committee as soon as possible.
- 2.7.6 The Chairman shall convene the Appeals Committee without undue delay and the Appeals Committee shall be empowered to hear evidence from the protester, the appellant and person(s) involved in the protest; to require the Range Officer, Scorers or organisers to produce targets, score sheets or other material relevant to the protest; to call evidence from any other person(s) who may be able to help the Appeals Committee and to do all such other things that the Appeals Committee believes will enable it to reach an unbiased and just decision.
- 2.7.7 Any accused person shall:
- 2.7.7.1 have a right to be heard before the Appeals Committee and to remain in attendance during each session of the Appeals Committee.
  - 2.7.7.2 be advised of the time and place the Appeals Committee shall hear evidence of the protest or appeal.
  - 2.7.7.3 be entitled to remain in attendance before the Appeals Committee until the appeals Committee adjourns the proceedings to make its decision.
  - 2.7.7.4 be informed of the evidence or allegations made.
  - 2.7.7.5 be supplied the details of verbal or written statements made against that person or persons.
  - 2.7.7.6 be given an opportunity before the Appeals Committee to correct or contradict any accusations or allegations made.
- 2.7.8 Immediately the Appeals Committee has made a decision, the Chairman shall verbally announce it to a gathering of competitors summoned to hear the decision; or post the decision on a notice board. The decision of the Appeals Committee shall be final and binding on the matter of the protest and on all persons concerned therein.

Note: Desirably the Appeals Committee proceedings and deliberations should be conducted out of the public gaze and free from distractions of the ongoing competition.

## **2.8 SUPPLEMENTARY EVENTS**

State and Territory Associations or Bodies may devise their own type of shooting competitions and formulate their own Rules for the conduct of supplementary competitions, but in National Championships they will be obliged to abide by the

Rules laid down from time to time by the SSAA Inc for the conduct of National Championships.

The conduct of supplementary events shall not in any way infringe on the conduct and completion of the core National events.

## **SECTION 3 : RIFLE SPECIFICATIONS**

### **3.1 CERTIFICATION OF RIFLES**

Rifles must be weighed, measured, and certified for compliance before being fired in a Match. In case of a rifle malfunction, a replacement rifle must be certified.

### **3.2 CENTREFIRE SILHOUETTE RIFLE**

A rifle, 6 mm (.243") or larger calibre, meeting the following specifications:

3.2.1 **Maximum weight:** 4.6 kg (10 pound 2.257 ounces) including sights.

3.2.2 **Sights:** Any sights may be used, except sighting devices programmed to activate the firing mechanism.

3.2.3 **Trigger:** Any functional trigger of any release weight (refer 12.2).

3.2.4 **Stock:** The forend (that portion of the stock forward of the trigger guard) shall not exceed 57.15 mm (2 1/4") wide and 57.15 mm (2 1/4 ") deep measured from the centreline of the bore. The forend shall extend a minimum of 203 mm (8 inches) forward of the forward edge of the receiver ring. The comb shall not extend above the centreline of the bore, but Montecarlo roll may rise 12.7 mm (1/2") on the off side. The toe of the stock including buttplate or recoil pad shall be no more than 177.8 mm (7 ") below the centreline of the bore. Buttplate or recoil pad may not extend below the lower line of the stock. Attachments, either removable or permanent which do not cause any portion of the rifle to exceed the weight or dimensions as listed herein are permitted. Magazines do not have to conform to stock measurements but those that extend below the stock line may not be used as support as per Rules 3.3 and 5.6.

3.2.5 **Barrel:** The barrel may be no longer than 762 mm (30") including the sleeve or attachment, as measured from the face of the closed bolt.

3.2.6 **Trigger guard:** Must be fitted and may not vary from conventional configuration for the purpose of providing added thumb or palm support and shall be no deeper than 33.3 mm (1 5/16 ") below the bottom line of the forend.

### **3.3 EXCEPTION**

Australian L1A1 U.S. Rifle calibre 30M1, M14 and derivatives, as allowed by state laws. Only these rifles may exceed the weight limit. The magazine of the M1A, M14, and S.L.R. rifle may not be used as a palm rest. Brno or CZ rifle stock configuration in its standard form, is exempt from the drop at toe Rule only. Any firearm that meets Hunter rifle specifications will also be compliant for use unaltered in Silhouette Rifle Matches.

### 3.4 CENTREFIRE HUNTING RIFLE

A hunting style rifle in 6 mm (.243") or larger calibre, meeting the following specifications.

- 3.4.1 **Intent:** It is the intent of the Rules to describe a common Hunting Rifle built by a major arms manufacturer and that is, or was, readily available to the general public over the counter. It is the competitors responsibility to provide any documentation, which may be required to establish conformance of a rifle to the Rules.
- 3.4.2 **Maximum weight:** 4.2 kg (9 pound 4.148 ounces) including sights.
- 3.4.3 **Sights:** Any sights may be used, except sighting devices programmed to activate the firing mechanism. Scopes may not be more than 38.1 mm (1 1/2") above the rifle, as measured from the top of the receiver to the underside of the scope tube, nor may the scope be offset from the centreline of the bore. Where telescopic sights have been fitted, factory metallic sights may be removed from the firearm.
- 3.4.4 **Trigger:** May be adjusted but may not be replaced with a custom trigger. The minimum trigger pull is 907 grams (2 pounds) and the rifle must be equipped with a functional safety (refer 12.2).
- 3.4.5 **Stock:** Must conform to factory stock dimensions. Attachments, either removable or permanent, are not permitted. Swivels and slings are permitted, but slings may not be used for arm support when shooting. The stock may not be hollowed out externally. No thumbhole stocks are permitted. Epoxy bedding and the addition of a recoil pad are allowed.
- 3.4.6 **Barrel:** Any replacement barrel shall conform to the dimensions and configurations of the factory original but may vary in material. Only chamberings available in the factory model will be permitted. Re-crowning of barrels is permitted, as is the removal of a section of barrel to correct damage to the muzzle, provided that the removal of that section of barrel does not alter the weight of the rifle to the extent of allowing it to fit into a weight class that it would not otherwise fit, had the barrel length not been altered.
- 3.4.7 **Types:** Non bolt action single-shot rifles must have a separate buttstock and forend.
- 3.4.8 All other types of rifle must be repeater types and be fired by loading all cartridges from magazine or clip into rifle chamber.

### 3.5 MAGAZINES / LOADING

- 3.5.1 Magazines or clips with a capacity of 5 cartridges or more, must be loaded with 5 cartridges only.
- 3.5.2 Magazines or clips with a capacity of less than 5 cartridges, must be loaded to their full capacity, then reloaded with the required number of cartridges to finish firing the current 5 shot string.

- 3.6 Custom made rifles are prohibited.

### **3.7 RIMFIRE SILHOUETTE RIFLE**

Identical to the description of the Centrefire Silhouette Rifle (refer 3.2), except that the rifle shall be chambered for only the .22 calibre short, long, or long rifle cartridge.

### **3.8 RIMFIRE HUNTING RIFLE**

Fired with a sporting rifle identical to the description of the Centrefire Hunting Rifle (refer 3.4), except that:

3.8.1 **Weight:** The weight shall not exceed 3.860 kg (8 pound 8.142 ounces) including sights.

3.8.2 **Calibre:** The rifle shall be chambered for only .22 calibre short, long or long-rifle cartridges.

3.8.3 **Type:** Any commercially available single shot or repeating type rifle may be used.

### **3.9 AIR RIFLE**

Any Air Rifle, any calibre, with a maximum weight of 7 kg (15 pound 6.913 ounces) including sights, that is completely self contained at the time of firing.

3.9.1 **Sights:** Any sights may be used except sighting devices programmed to activate the firing mechanism.

3.9.2 **Hooked Buttplates:** Are prohibited.

3.9.3 **Trigger:** Any functional trigger of any release weight (refer 12.2).

3.9.4 **Pellets:** All pellets shall be removed, from the rifle after the cease fire.

3.9.5 **Magazines:** Air Rifle magazines may be loaded to their capacity.

3.9.6 **Reservior Tanks:** The storage of reservoir tanks for either compressed air or CO2 is prohibited on the firing line.

### **3.10 BLACK POWDER CARTRIDGE RIFLE**

Any original or reproduction hunting or military style single shot rifle, originally made for black powder and manufactured prior to 1896. If replacement barrels, stocks, or other parts are used, they must be of original period style. Schuetzen style rifles are not permitted.

3.10.1 **Rifles:** The rifles listed in **Appendix A** are permitted. Any rifles of the period not specifically mentioned must be presented with documentary evidence to the Appeals Committee. While the following single shot actions may not conform to the exact criteria of Rule 3.12, they are allowed because they conform to the spirit of the competition in form and function, provided they conform to all other configurations of Rule 3.12: Browning 1878, Browning 1885, C. Sharps 75, Falling Block Works, Stevens 44 ½ and Wickliffe 76. Any other action designs not mentioned or shooting equipment not described with Rule 3.12 must be presented with evidence to the Appeals Committee.

- 3.10.2 **Maximum Weight:** 5.5kg (12 pounds 2.003 ounces).
- 3.10.3 **Sights:** Any original manufactured prior to and including 1896 (or reproduction thereof)
- 3.10.4 **Trigger:** In the spirit of the original (refer 12.2).
- 3.10.5 **Stock:** Forend must be attached and shall be of traditional design not to exceed 50.8 mm (2") in width, cannot extend more than 9.53 mm (3/8") below the line of the bottom of the receiver, no attachments are allowed on the forend. Measured from the centreline of the bore, the drop at the heel shall not exceed 69.85 mm (2 3/4"). Drop at toe shall not exceed 203.4 mm (8"). The butt shall not be longer than 133.35 mm (5 1/4") top to bottom. Cheekpieces are permitted but not rollover style. Pistol grips are permitted, but no flared or hand contoured styles. Crescent style buttplates are permissible but cannot be over 29.85mm (1 1/8") deep when measured from a straight line from points of the buttplate. Commercial recoil pads are permissible. Stocks and fore ends must be made of natural wood and must be in keeping with designs of the era. (See Rule 5.11).
- 3.10.6 **Cartridges:** Will be of the black powder era, any calibre, and loaded with black powder or reproduction thereof. No duplex loads or modern or smokeless powder in any quantity. Match Officials, at their discretion, may select one or more loaded cartridges at random, pull the bullet, and check contents. Competitors will furnish their own ammunition.
- 3.10.7 **Projectiles:** Cast or swaged lead or lead alloy projectiles only. No jacketed or gas checked bullets. Paper patching is permitted. Muzzle loading / breech seating of projectiles is permitted but no additional time will be allowed.
- 3.10.8 **Slings:** No slings are permitted.
- 3.11 SCOPED BLACK POWDER CARTRIDGE RIFLE**  
Identical to the description of the BPCR (Rule 3.10) with the following exceptions:
- 3.11.1 **Maximum Weight:** Including Scope 6.803 kg (15 pounds).
- 3.11.2 **No Length or power limitiatin on the scope:** The Scope tube body is to be 19 mm (3/4") or less in diameter and any ocular or objective lenses, adjusting or assembly rings to be less than 1" in diameter.
- 3.11.3 **No internal scope adjustments for windage or elevation**
- 3.11.4 **Mounts** are to be be of a traditional style of the period, and contain the windage and elevation adjustments for the scope in either, or both, the front or rear mounts. No click adjustments in the mount. Either dove tail mounting or scope block mounting is allowed. Original scope mounts of either the Cataract or Malcom styles or variation therof, or replicas or derivative of either style, are allowed provided the replica or derivative conforms to the criteria of paragraph (3.11.4) above.
- 3.11.5 **Cheek pieces** may be used and may be of any height.

### **3.12 SMALLBORE BLACK POWDER CARTRIDGE RIFLE**

Identical to the description of the BPCR (Rule 3.10) except firing .22LR (cartridge converters, liners and sleeves are permitted)

#### **3.12.1 Targets: Smallbore ½ size:**

- Ten Chicken targets at 50 metres.
- Ten Pig targets at 100 metres.
- Ten Turkey targets at 150 metres.
- Ten Ram targets at 200 metres.

### **3.13 SMALLBORE SCOPED BLACK POWDER CARTRIDGE RIFLE**

Identical to the description of the Scoped BPCR (Rule 3.11) except firing .22LR (cartridge converters, liners and sleeves are permitted)

#### **3.13.1 Targets: Smallbore ½ size:**

- Ten Chicken targets at 50 metres.
- Ten Pig targets at 100 metres.
- Ten Turkey targets at 150 metres.
- Ten Ram targets at 200 metres.

### **3.14 SERVICE RIFLE**

Rules as for Centrefire R.M.S. except:

3.14.1 **Rifles:** Any Centrefire Service Rifle may be used if it is “as issued” for general service by the armed forces of any nation.

3.14.2 **Weight:** As issued.

3.14.3 **Sights:** Must be of original design. They may vary in dimensions of rear sight aperture / vee and front sight blade.

3.14.4 **Trigger:** Pull to be not less than 907 grams (2 pounds) and of “as issued” configuration .

3.14.5 **Stock:** Is to be standard “as issued”.

3.14.6 **Magazines / Loading:** Magazine rifles will have all rounds loaded from the magazine. Stripper clips may be used to load. Only standard “as issued” magazines may be used and may be included in the forehead grasp.

3.14.7 **Barrel:** May be replaced but must conform to the original in terms of dimensions, calibre, chambering and material used in manufacture eg no replacing chrome moly with stainless.

3.14.8 **Modifications:** External modifications (except sights – see 3.14.3) are not permitted. Internal parts of the rifle including the bedding may be specially fitted and includes alterations which will improve the function and accuracy of the firearm, provided that such alterations in no way make the firearm unsafe or interfere with the functions of safety devices as manufactured.

- 3.14.9 **Calibre:** Is to be 6 mm (.243") or larger and standard to that particular model of rifle.
- 3.14.10 **Specials:** Special models, limited editions, experimental models, specially modified model rifles are not allowed. The intention of the rifle class is to reflect the general issue firearm of a nation's armed forces.

## SECTION 4 : COWBOY LEVER ACTION SILHOUETTE RIFLE (CLAS)

### 4.1 RULES

The below listed Rules apply to all classes of rifles. (The intent of these Rules is to establish a Match for common hunting carbines and other lever action rifles. The Match is focused toward shooters who enjoy shooting hunting arms and do not want to make the investment required of other specialised types of shooting competitions.)

- 4.1.1 **Rear sights:** May be open sights, receiver or tang sights manufactured for the rifle they are mounted on, if requested by the Technical Committee the competitor must provide documentary evidence of this. No Olympic type sights or extended mounts are permitted. Front sights must be a post or bead, may be hooded or if interchangeable may use post or bead inserts only.
- 4.1.2 **Barrels:** Must be factory original to that make of rifle or may be relined. Original barrels rebored to a larger caliber are allowed. Any safe trigger is allowed. Stocks must be of original configuration. Recoil pads or replacement buttplates are allowed.
- 4.1.3 **Ammunition:** May be loaded with smokeless or black powder, using jacketed or cast bullets, with or without gas checks. All bullets must be round or flat nosed suitable for tubular magazine use. Any cartridge causing target damage or deemed unsafe may be banned.
- 4.1.4 **Firing period:** Will include a 30 second ready (loading) period, and two minutes for five shots. Ammunition must be loaded through the tubular magazine.
- 4.1.5 **Equipment:** Binoculars may be used for spotting. Spotting scopes or stands may not be used. Clothing that adds stability to the shooting position is not allowed. Wind Flags will not be used. Eye protection is strongly recommended.
- 4.1.6 **Grading:**
- |        |         |
|--------|---------|
| Master | 35 - 40 |
| AAA    | 29 - 34 |
| AA     | 22 - 28 |
| A      | 15 - 21 |
| B      | 0 - 14  |

### 4.2 CLASSES

Listed below are the three classes of Cowboy Silhouette Rifles.

- 4.2.1 **Cowboy Lever Action Silhouette:** Any Lever Action Centrefire Rifle .25 calibre or larger with a tubular magazine of original manufacture or replica thereof. A rimmed case loaded with a round or flat nosed bullet must be used.

**Exception:** 35 Remington is allowed.

**Targets:** Long Range Pistol, at distances of 50 - 100 - 150 - 200 metres.

- 4.2.2 **Pistol Cartridge Cowboy Lever Action Silhouette:** Any Lever Action rifle with a tubular magazine. A rimmed pistol cartridge loaded with a round or flat nosed bullet must be used, i.e. 25-20, 32-20, 38's, 357 Magnum, 38-40, 44's, 44-40, 45 Colt, 45 Long Colt, .22 Magnum, .22 long rifle.

**Targets:** Pistol ½ scale, at distances of 40-50-75-100 metres.

- 4.2.3 **Smallbore Cowboy Rifle Silhouette:** Any Lever Action, Pump, or Semi-auto Rimfire rifle with a tubular magazine - .22 long rifle ammunition only. Hyper velocity ammunition prohibited.

**Targets:** Smallbore ½ scale, at distances of 40-50-75-100 metres.

### 4.3 TARGET AND FIRING POINT IDENTIFICATIONS

Each bank, consisting of five silhouettes, shall be distinguished from other banks by number boards. These boards are to be legible from the firing line and placed above or below the centre of such bank or by readily distinguished, brightly coloured panels placed between continuous banks. Each firing point shall be marked by numbered small silhouettes or some other device so as to be readily identified as to which firing point is to be used to fire on each bank.

### 4.4 TARGETS

Lever Action competition are fired on full size targets.

Pistol Cartridge and Smallbore Cowboy are fired on one-half size targets. All Pistol half-size targets, that are used for Cowboy competition, should be 10 mm thick.

Smallbore ½ size targets shall be the same size as Pistol ½ size except that the rams should be 5mm thick, turkeys and pigs should be 7 mm thick, and chickens should be 10 mm thick or their nearest equivalent. For one-half size targets used in Cowboy, all feet should be 50 mm x 100 mm long. The hole in the horn of all ½ size targets will be optional.

### 4.5 TARGET SETTING (COWBOY LEVER ACTION ONLY)

To ensure that full-size rams only will be knocked down with reasonable loads, they should be set so that the center of gravity works through a plane intersecting the stands approximately 30 mm forward of the rear edge. This can be accomplished by experimentally moving the target to the rear until it topples, and then moving it forward of the topple point 25 mm. Stands can be designed to incorporate stops to facilitate setting the targets to the proper topple point. Pistol Cartridge Cowboy Lever Action targets and Smallbore Cowboy targets are to be set full-foot and flush with the backs of their stands.

- 4.5.1 **Procedure:** Each competitor has a bank of five Silhouettes at which to fire, one shot at each, left to right, in order, in two minutes. Hits out of sequence are scored as misses; for example, the second shot hitting the third silhouette is a miss. In this case, it is a double miss, as only the remaining two silhouettes may be fired on, the competitor cannot fire his third shot at the untouched second silhouette. When a silhouette is down before a shot, the competitor will fire on the remaining ones in order, then return to the left most target remaining in the bank and fire their

unfired rounds at the remaining silhouette or silhouettes as required. If the competitor has shots unfired and no targets remain standing on their or another bank, the bank will be reset and they will be allowed a "Ready" period and 30 seconds for each remaining shot.

#### **4.6 CLAS COURSES OF FIRE**

##### **Cowboy Lever Action:**

- Ten Chickens targets at 50 metres.
- Ten Pigs targets at 100 metres.
- Ten Turkeys targets at 150 metres.
- Ten Rams targets at 200 metres.

##### **Pistol Cartridge Cowboy Lever Action Silhouette and Smallbore Cowboy Rifle Silhouette:**

- Ten Chickens targets at 40 metres.
- Ten Pigs targets at 50 metres.
- Ten Turkeys targets at 75 metres.
- Ten Rams targets at 100 metres.

#### **4.7 CLAS TIME ALLOWANCES**

All Cowboy Silhouette Rifles:

- 4.7.1 **Ready Time:** Thirty (30) seconds will be allowed after the command "READY" is given before the command "FIRE".
- 4.7.2 **Two minutes:** Will be allowed to fire one shot on each target of a bank of five targets.
- 4.7.3 **Alibis:** Thirty (30) seconds will be allowed for each unfired round of the series in which the alibi is allowed.
- 4.7.4 **Shoot offs:** Thirty (30) seconds will be allowed for each shot fired in a shoot off of ties.
- 4.7.5 A minimum of thirty (30) seconds will be allowed between the command "CEASE FIRE" and "READY."
- 4.7.6 **Long Run Attempt:** A competitor is allowed a Thirty (30) second "Ready" and two minutes for five shots.

#### **4.8 CLAS DISTANCES**

Matches are commonly fired at ranges of:

- 4.8.1 50, 100,150 and 200 metres for Cowboy Lever Action Silhouette.
- 4.8.2 40, 50, 75 and 100 metres for Cowboy Pistol Cartridge and Smallbore Cowboy Rifle Silhouette.
- 4.8.3 A +/- 1% variation is permissible.

## 4.9 CLAS AWARDS

**National proficiency awards are available for each class of CLAS they are:**

- Junior: a score of 10 or over.
- Bronze: a score of 15 or over.
- Silver: a score of 22 or over.
- Gold: a score of 29 or over.
- Master: a score of 35 or over.

For Proficiency Award Rules refer to Section 21

## 4.10 CLAS EXCEPTIONS

4.10.1 **Targets:** In the interim IHMSA Targets and distances may be used for CLAS Pistol Cartridge and CLAS Smallbore. If doing so the Host Branch / Club should notify the competitors in their advertising. Records should reflect target sizes and distances.

4.10.2 **Rebarreling:** A competitor may use a rifle fitted with a non factory original barrel for domestic competition only, provided it was in a original factory dimension and chambering (no wildcats). If requested by the Technical Committee, the competitor must provide any reasonable evidence of this.

## 4.11 INTERNATIONAL SELECTION

4.11.1 **NO** rifle fitted with a non factory original barrel (to that make of rifle) may be used by a competitor to obtain a position on an International team.

## SECTION 5 : EQUIPMENT AND AMMUNITION

### 5.1 SPOTTING SCOPES

Are allowed (except for CLAS).

### 5.2 SHOOTING MAT OR GROUND CLOTHS

Are permitted only in Black Powder Rifle competition.

### 5.3 GLOVES

May not be worn except when required for warmth. Conditions permitting the use of gloves will be determined by the Appeals Committee. Shooting gloves may not be worn.

### 5.4 CLOTHING

Commercial type trap and skeet vests (sleeveless) and shotgun shooting shirts are permitted as well as clothing normally suitable for existing climatic conditions. Shooting coats, unnecessarily heavy clothing, or anything on the person that would provide artificial support, such as clothing having excess padding or stiffening material or which restricts or supports the body in the shooting position, may not be worn. Vests that may be considered or construed to be unnecessarily heavy or to provide artificial support are permitted if they can be closed over a gauge made of 101.6 mm (4") thin wall PVC pipe, not less than 762 mm (30") in

length, passed through the entire length of the vest. The vest must also be opened or vented from the bottom edge to a point 50.8 mm (2") above the crest of the hip bone. Any dispute regarding clothing will be submitted to the Appeals Committee for final decision.

#### **5.5 SLINGS**

May be attached to the rifle but may not be used for support of the hand or arm.

#### **5.6 PALM REST**

Palm rests are not allowed. A palm rest is any attachment or extension below the forend which aids the normal hand grip and support of the rifle by the forward hand / arm.

#### **5.7 BUTTPLATES AND CHEEKPIECES**

A butt or buttplate having a curved rear surface in which the depth of the curve exceeds 12.7 mm (1/2") when measured from a straight line drawn from the top to the bottom of the buttplate is prohibited. adjustable buttplates and adjustable cheekpieces must be fixed and sealed in place. See 3.10.5 regarding Black Powder Cartridge Rifle.

#### **5.8 RELEASE TRIGGERS**

Triggers which function on release are not allowed.

#### **5.9 COMPENSATORS AND MUZZLE BRAKES**

The use of compensators, muzzle brakes and barrel porting is prohibited, except in Air Rifle Silhouette competition if factory fitted.

#### **5.10 AMMUNITION**

Competitors furnish their own ammunition. Loads that damage targets (except mild steel targets) may be disallowed by the Range Officer or Appeals Committee. The use of any other type of ammunition may be prohibited by local range or Match regulations.

5.10.1 **Centrefire ammunition:** Armour piercing or tracer ammunition are not permitted.

5.10.2 **Rimfire ammunition:** Hyper velocity loads are not permitted.

#### **5.11 EQUIPMENT (GENERAL)**

All devices or equipment which may facilitate shooting and which are not mentioned in these Rules, or which are contrary to the spirit of these Rules and Regulations are forbidden. The Official Range Officer and Appeals Committee or Match Director shall have the right to examine a competitor's equipment or apparel. The responsibility shall be upon the Competitor to submit questionable equipment and apparel for official inspection and approval in sufficient time prior to the beginning of a Match so that it will not inconvenience either the Competitor or the Officials.

## SECTION 6 : TARGETS

### 6.1 TARGETS

For SSAA Registered Silhouette Competition targets shall be of the size and shape established by the scale drawings approved by the SSAA National R.M.S. Subcommittee, or as scaled to alternate distances in accordance with Rule 8.5 and Rule 8.6. Non metric Ranges shall have the target size reduced accordingly.

- 6.1.1 **Banks:** Targets are to be in banks of five, with all targets in each bank facing the same direction.
- 6.1.2 **Colour:** Targets may be of any colour that contrast with the background so that they can be clearly seen.
- 6.1.3 **Hard Set:** If targets need to be hard set (fixed) due to adverse weather conditions, all hits shall be scored and targets repainted after each detail has shot. Any Match allowing scoring of hits only will be de-Registered.
- 6.1.4 **Target Scales:** There are four basic kinds of silhouettes: Chicken, Pig, Turkey, and Ram. Centrefire Rifle and Black Powder Cartridge Rifle competitions are fired on full size targets. Rimfire Rifle uses one-fifth scale targets. Air Rifle uses one-tenth scale targets. (The hole between the horn and the head of the ram shall be optional for the Rimfire Rifle and Air Rifle targets). Scaled drawings of all targets are available from the National Discipline Chairman.
- 6.1.5 **Target Thickness:** The dimensions are shown below for target thickness and for foot and stand sizes. A 10% plus or minus variation is permitted for the feet of the targets. Target steel thickness is a very large factor in the weight of the targets.
- 6.1.6 **Full Size Centrefire Rifle:** Targets should be made of steel which is of the type specified by the SSAA National R.M.S. Subcommittee and should be 12.7 mm (1/2") thick for chickens and pigs and 10 mm (3/8") thick for turkeys and rams.
- 6.1.7 **Rimfire Rifle:** Targets should be no less than 6mm thick and no more than 12.7 mm thick for the chickens. The pigs, turkeys and rams should be no less than 6 mm thick and no more than 6.5 mm thick.
- 6.1.8 **Air Rifle Silhouette:** Targets should be made from 3 mm (1/8") thick cold rolled steel (with the exception of chickens that may be 5 mm with 3 mm feet of the same dimensions) and welded to bases of the same material.
- 6.1.9 **Feet and Stands:** The "feet" and the top of the stands must be the same size with a maximum variation of 10%.
- 6.1.10 **Centrefire Rifle:** For full size targets, the chicken should stand on a 76 mm x 101 mm (3" x 4") foot, each foot of the pig should be on a 50 mm x 101 mm (2" x 4") foot; the turkey foot should be 76 mm x 200 mm (3" x 8") and the ram feet should be 101 mm x 127 mm (4" x 5") each. The top of the stand may not be less than 152 mm (6") above the ground for Centrefire competition.
- 6.1.11 **Rimfire Rifle:** On the one-fifth scale targets, all feet should be 25 mm x 50 mm (1" x 2") long, except that the pig target may have a single foot welded to both legs,

no more than 100 mm (4") long. The top of the stand may not be less than 50 mm (2") above the ground for Rifle Competition.

- 6.1.12 **Air Rifle:** On the one-tenth scale targets, all feet should be 19 mm x 25 mm (3/4" x 1") for chickens, pigs and turkeys and 19 mm x 50 mm (3/4" x 2") for rams. Air Rifle Stands are made by welding a similar sized base to a 30d nail which can either be pushed into the ground or driven into a 50 mm x 100 mm (2" x 4") piece of timber. Targets should be set free standing at least 50 mm (2") off the ground, but may be elevated to a higher position.
- 6.1.13 **Hinged:** Remotely re-settable targets may be used for Rimfire Rifle and Air Rifle competition.
- 6.1.14 **Target Spacing:** Targets should be placed a minimum of one target width between targets, but not more than 3 ½ target widths between.

## SECTION 7 : POSITIONS

- 7.1.1 **The Ground:** All references to "The Ground" in the following position Rules are to be construed as applying to the surface of the firing point.
- 7.1.2 **Artificial Support:** Any supporting surface except the ground not specifically authorised for use in the Rules for the position prescribed.
- 7.1.3 **Black Powder:** Artificial support for Black Powder Cartridge Rifle only shall be in the form of approved design crossed sticks constructed of 2 wooden legs, no greater than 25 mm by 50 mm (1" x 2") in thickness and width or 38 mm (1 1/2") in diameter and bolted or tied so that the 2 legs are hinged and capable of pivoting. The end of the legs may be equipped with spikes no more than 75 mm (3") in length and no wider than the edge of the crossed stick. They may be inserted into the ground to aid in retention of an upright position. One layer of protective material may be suspended or inserted in the V of the crossed sticks to protect the rifle. All crossed sticks will be certified.
- 7.1.4 **Physically Disabled Competitors:** A competitor who, because of a physical handicap, cannot fire from the prescribed shooting position outlined in these Rules, or who must use special equipment when firing, is entitled to petition the National R.M.S. Subcommittee for permission to assume a special position or to use modified equipment or both. This petition will be in the form of a written request from the person concerned to the Subcommittee outlining in detail the reasons why the special position must be assumed or the special equipment must be used. The petition shall be accompanied by pictures of the competitor in the position they desire approved and if special equipment is required, the picture will show how this equipment is used. The petition and all pictures must be furnished in exact duplicate. The petition must be accompanied by a medical doctor's statement if the physical disability is not completely evident in the pictures submitted.
- 7.1.5 **Certificate:** Each petition will be reviewed by the National RMS Subcommittee. The Committee may require additional or supplementary statements or pictures. If

approved, the Chairman will issue a special authorisation certificate to the individual concerned. Such certificates will have necessary pictures attached. Competitors who have received special authorisation certificates are required to present them when requested by officials of the competition or by the Range Officer.

- 7.1.6 **Protests:** In the event of a protest involving the position or the equipment used by such a competitor, the Appeals Committee will compare the questioned position or equipment with the certificate and photographs presented by the competitor. If the competitor's position or equipment does not, in the opinion of the officials, conform to that authorised by the Chairman (or if the competitor has no authorised certificate or pictures), the protest shall be allowed and the competitor will be required to change immediately to the position or equipment which has been approved or to an otherwise legal position or equipment.
- 7.1.7 **Types of authorisation:** Two types are issued temporary and permanent. Permanent authorisations are issued to competitors who are permanently handicapped.
- 7.1.8 **Firing Position:** Any standing position without artificial support. The rifle will be supported by the hands and one shoulder only. One hand must be forward of the pistol grip.

## **7.2 FIRING POSITION: BLACK POWDER CARTRIDGE RIFLE**

- 7.2.1 **200 metres:** Any Standing Position without artificial support. The rifle will be supported by the hands and one shoulder. All parts of one hand must be forward of the pistol grip.
- 7.2.2 **300, 385 and 500 metres:** Any position, including crossed sticks but excluding Benchrest.
- 7.2.3 **A crossed stick position:** Is one where the competitor is in a Prone, Sitting, Kneeling or Standing Position with the barrel or forend resting in or above the V of the crossed sticks in such a manner that no Competitors or Range Personnel are endangered.

## **SECTION 8 : RANGE STANDARDS**

### **8.1 SAFETY**

The Range must meet all normal and local safety requirements.

### **8.2 FIRING LINE**

The firing line is for safety and measurement purposes. No Competitor will place their feet forward of the firing line.

### **8.3 FIRING POINT**

Each firing point shall be numbered to correspond with a Bank of Targets and should ideally have a minimum width of 1.8 m.

#### **8.4 SHELTER**

The firing points may be protected with a roof but may not be wholly or partly enclosed. Competitors must be exposed to prevailing winds. This does not preclude the construction of Ranges within areas surrounded or partially surrounded by safety walls. Umbrellas or other types of temporary individual shelters are not to be used.

#### **8.5 DISTANCES**

All distances are measured from the firing line to the face of the targets when targets are placed in their proper positions on their stands. Matches are commonly fired at the following distances (a +/-1% variation is permissible).

8.5.1 Centrefire and Black Powder Cartridge Rifle Silhouette: 200, 300, 385 and 500 metres

8.5.2 Rimfire Rifle Silhouette: 40, 60, 77, and 100 metres.

8.5.3 Air Rifle Silhouette: 20, 30, 36 and 45 yards (18.3, 27.4 ,32.9 and 41.1 metres).

#### **8.6 ALTERNATE RANGE DISTANCES**

Where available range distances do not permit targets to be placed at their maximum specified distances, Match Organisers must use targets scaled proportionally to the shorter distances. In such cases, the actual distances must be stated in the program, but under no circumstances may Centrefire and Black Powder Cartridge Rifle Silhouette be fired at a distance closer than 200 metres, nor may Rimfire Silhouette be fired at a distance closer than 40 metres.

#### **8.7 ILLUMINATION**

Artificial illumination of ranges is allowed.

#### **8.8 TARGET AND FIRING POINT IDENTIFICATIONS**

Each bank, consisting of five silhouettes, shall be distinguished from other banks by number boards. These boards are to be legible from the firing line and placed above or below the centre of such bank or by readily distinguished, brightly coloured panels placed between continuous banks. Each firing point shall be marked by numbered small silhouettes or some other device so as to be readily identified as to which firing point is to be used to fire on each bank.

#### **8.9 WIND FLAGS**

A wind flag shall be placed at the end or ends of each target line (except in CLAS). Any bright colour may be used except red or orange.

#### **8.10 COMMUNICATION**

Communication will be maintained between the target pit and firing line whenever personnel are in the pits.

#### **8.11 CONTRASTING BACKGROUND**

It is recommended that dirt berms or other suitable backstops of a contrasting colour to the targets be placed behind the targets to assist with spotting shots.

## SECTION 9 : COURSES OF FIRE

### 9.1 CENTREFIRE, SERVICE RIFLE, AND BLACK POWDER CARTRIDGE RIFLE COMPETITION

A Registered Match consists of 40 rounds fired in the Standing Position on standard Centrefire Rifle Silhouette targets and appropriate Positions in Black Powder Cartridge Rifle (refer 7.2) as follows:

- Ten Chickens targets at 200 metres.
- Ten Pigs targets at 300 metres.
- Ten Turkeys targets at 385 metres.
- Ten Rams targets at 500 metres.

### 9.2 RIMFIRE RIFLE COMPETITION

A Registered Match consists of 40 rounds fired in the Standing Position on one-fifth size standard Centrefire Rifle Silhouette targets as follows:

- Ten Chickens targets at 40 metres.
- Ten Pigs targets at 60 metres.
- Ten Turkeys targets at 77 metres.
- Ten Rams targets at 100 metres.

### 9.3 AIR RIFLE COMPETITION

A Registered Match consists of 40 rounds fired in the Standing Position on one-tenth size standard Centrefire Rifle targets as follows:

- Ten Chickens targets at 20 yards (18.3 m).
- Ten Pigs targets at 30 yards (27.4 m).
- Ten Turkeys targets at 36 yards (32.9 m).
- Ten Rams targets at 45 yards (41.1 m).

Note: refer to 12.5.2

## SECTION 10 : TIME LIMITS

### 10.1 COMPUTING TIME

Time is not checked on each shot but is computed on the indicated allowance for each five shot string. The Chief Range Officer may terminate any relay before completion of the full time allowance, if all Competitors in that detail have completed firing.

### 10.2 TIME ALLOWANCES

Centrefire Rifle, Rimfire Rifle, Air Rifle and Service Rifle events.

10.2.1 **Ready Time:** 15 seconds will be allowed after the command "Ready" before the command "Fire".

10.2.2 **Firing Time:** Two and one half minutes will be allowed to fire one shot on each target of a bank of five targets from left to right.

10.2.3 **Alibis:** Thirty (30) seconds will be allowed for each unfired round of the series in which the alibi is allowed.

10.2.4 **Shoot Offs:** Thirty (30) seconds will be allowed for each shot fired in a shoot off for ties.

### 10.3 TIME ALLOWANCES: BLACK POWDER CARTRIDGE RIFLE EVENTS

10.3.1 **Ready Time:** Thirty (30) seconds will be allowed after the command "Ready" and before the command "Fire".

10.3.2 **Firing Time:** Five minutes will be allowed to fire one shot on each target of a bank of five targets left to right.

10.3.3 **Alibis:** 60 seconds will be allowed for each unfired round of the series in which the alibi is allowed.

10.3.4 **Shoot-offs:** 60 seconds will be allowed for each shot fired in a shoot off for ties.

## SECTION 11 : COMPETITION REGULATIONS AND RANGE OPERATION

### 11.1 ACTIONS OPEN

Unless the firearm is cased, the action must be open except when the competitor is in position at the firing point, and the command "Ready" has been given for the detail.

### 11.2 FIREARMS UNLOADED

Firearms will not be loaded until the competitor has taken position at the firing point, the firearm pointed toward the targets and the command "Ready" has been given for the detail.

### 11.3 LOADED FIREARMS

A firearm that has a cartridge in the chamber or in an attached magazine shall be considered loaded. A loaded firearm shall be pointed in the direction of the targets at all times.

### 11.4 CEASE FIRE

All firearms will be unloaded immediately upon the command "Cease Fire". Actions will remain open.

### 11.5 NOT READY

It is the duty of competitors to notify the Range Officer if not ready at the time the command "Ready" is given. Failure of a competitor to notify the Range Officer that they are not ready forfeits their right to fire.

### 11.6 CHANGING RIFLES

Unless it has become disabled and has been so designated by the Range Officer, no Competitor will change their rifle during the firing of any Match. Different rifles may be used during a Tournament but in each Championship (which may consist of an aggregate number of 40 shot Matches), the same rifle must be used for all Matches in that Championship. Only one alibi will be allowed in a Match. A claim that a rifle is disabled must be made immediately. All shots fired up to the time that the claim is made will stand as part of the official score. (See 12.5.5)

## **11.7 SIGHTING SHOTS**

**11.7.1 Centrefire, Rimfire and Air Rifle:** Are not allowed as a part of the course of fire. This does not prohibit practice Matches or practice targets provided all Competitors have equal opportunity to enter such events or to use such targets. Practice must not be permitted to interfere with the safe, efficient and scheduled operation of the program.

**11.7.2 Black Powder Cartridge Rifle:** A two minute sighting in period will be allowed on each bank of targets prior to firing the record stage or prior to a shoot off.

## **11.8 PRACTICE TARGETS**

Practice targets of the same size and shape as the official competition targets will be available to all Competitors during the practice or sighting in period at all major events.

## **11.9 DEFECTIVE CARTRIDGE**

A defective cartridge is one:

**11.9.1** which has such evident structural defect as to cause a misfire or to cause a firearm to fail to function (does not apply to a cartridge on which the bolt or cylinder of the firearm will not close).

**11.9.2** which bears an imprint of the firing pin on the primer.

**11.9.3** or from which the bullet has not left the barrel.

**11.10** A defective cartridge as defined in this Rule allows a refire, but use of wrong ammunition does not allow a refire. Wrong ammunition is ammunition which cannot be inserted into the chamber of the firearm, or upon which the bolt or cylinder cannot be closed, regardless of whether or not the cartridge is the same calibre as the firearm in which it is attempted to be used.

## **11.11 DISABLED RIFLE**

A disabled rifle is one which:

**11.11.1** cannot be safely aimed or fired.

**11.11.2** has suffered damage so that it cannot be fired or will not function properly and can not be repaired in time to complete the Competition.

**11.11.3** has lost the sight or has suffered damage to the sights. Sights improperly adjusted do not constitute a disabled rifle.

## **11.12 MALFUNCTION**

Failure of the rifle to function properly due to mechanical defects. Functional failures due to improper manual operation are not to be considered as malfunctions.

### **11.13 CONTINUE TO FIRE**

Competitors who fire a perfect score in an individual stage (hits on all 10 targets at any one range in a 40 shot Match) may be permitted to continue to fire 5-shot strings until a target is missed, as soon as practicable after the completion of competition to provide a means of establishing National records (16.5).

### **11.14 MATCHES NOT COMPLETE**

When a Match or stage is not completed by all Competitors (due to circumstances beyond the control of the Match Organisers) in accordance with the Tournament schedule, the Match or stage may be rescheduled or cancelled. Any Match or stage may be rescheduled or cancelled. Any Match or stage which has been completed by all competitors will not be refired. Only scores of a Match or stage which has been completed will be included in an aggregate event or for National Record purposes and a Match or stage is not completed unless all competitors have fired.

### **11.15 INTERRUPTED FIRE**

If firing is interrupted and a "Cease Fire" called before the time limit has expired and before all Competitors have completed firing, when firing is resumed, those Competitors with shots remaining will be given another "Ready" period and shooting time equal to the unexpired time of the interrupted string but not less than 30 seconds.

### **11.16 PROCEDURE IN CASE OF DEFECTIVE CARTRIDGE, DISABLED RIFLE, OR MALFUNCTION**

If a cartridge fails to fire or a rifle fails to function, the competitor will call the Range Officer. The Range Officer, when satisfied that there is a defective cartridge (Rule 11.9), disabled rifle (Rule 11.11), or malfunction (Rule 11.12), will permit the competitor to replace the unfired cartridge, clear the jam, or replace the disabled rifle and continue firing. It is not required that the Range Officer attempt to fire a cartridge before it is declared defective. The competitor will be given 30 seconds for each unfired round of the series. Such completion firing may be done immediately or on a later detail, at the Range Officer's discretion. Only one such "alibi" will be allowed in a Match. The Competitor may choose instead, to replace the defective cartridge or to clear the malfunction and continue to fire. If they choose to do this, they have forfeited their opportunity to claim an alibi and will not be given additional time.

### **11.17 INTERFERENCE**

Only Competitors, Coaches and Range Personnel to be on the Firing Line.

### **11.18 REFIRING**

No competitor will fire more than one score for the same award except as provided in the program or in accordance with Rule 11.14.

### **11.19 CROSSFIRE EXCESSIVE SHOTS**

No competitor will deliberately fire on the wrong target nor fire more than the required number of shots, including hits and misses on some other Competitor's targets.

## SECTION 12 : RANGE CONTROL

### 12.1 SAFETY

All actions must be open and rifles kept unloaded on a rack, or other safe place except when on the Firing Line and the command "Ready" is given. Rifles must remain on the stand or bench where provided and may not be handled between series. The host Branch / Club or Appeals Committee shall have the right to bar or disqualify any rifle, load, or Competitor, at any time for reasons of safety. A Competitor firing a shot from the firing line before the command "Ready" is given, will be disqualified from that day's scheduled Events.

### 12.2 ACCIDENTAL DISCHARGE

In the event of accidental discharge, the Range Officer shall require trigger adjustment or replacement of the rifle.

### 12.3 DELAYING A MATCH

No competitor may delay the start of a Match through tardiness in reporting or undue delay in preparing to fire.

### 12.4 PREPARATION PERIOD

The competitor will be allowed 15 seconds after the command "Ready" and before the command "Fire" during which he may load, set sights, and make any other preparations.

### 12.5 FIRING LINE COMMANDS AND PROCEDURES

- 12.5.1 **Commands:** Upon being called to the firing line, Competitors shall place their rifles and ammunition on the shooting stands, where provided, until the command "For your first / second bank of targets-Ready" is given. Competitors may at that time handle their rifles, dry-fire as desired, set their sights and load. Fifteen seconds will be allowed before the command "Fire" is given. Two and one half minutes after "Fire" the Range Officer will command "Cease Fire". It is recommended that the Range Officer explain the Range Commands before starting the Match.
- 12.5.2 **Procedure:** Each competitor has a bank of five silhouettes at which to fire, one shot at each, left to right, in order, in 2 ½ minutes. Hits out of sequence are scored as misses, for example the second shot hitting the third silhouette is a miss. In this case, it is a double miss, as only the remaining two silhouettes may be fired on. The competitor cannot fire his third shot at the untouched second silhouette. When a silhouette is down before a shot, the competitor will fire on the remaining ones in order, then return to the left most target remaining in the bank and fire their unfired rounds at the remaining silhouette or silhouettes as required. If the competitor has shots unfired and no targets remain standing on their or another bank, the bank will be reset and they will be allowed a "Ready" period and 30 seconds for each remaining shot.
- 12.5.3 **Hits:** Only hits and misses are recorded and a silhouette must be knocked over or from its stand in order to score a hit. "Turning" a silhouette on its stand does not count as a hit. There are no refires or alibis except for rifle malfunction or non firing cartridge(exception 6.1.3).

- 12.5.4 **Malfunctions:** If a malfunction occurs, the Competitor will be allowed to use another rifle and / or cartridge and will be given Thirty seconds for each unfired round of the series. Such completion firing may be done immediately, or on a later detail, at the Range Officer's discretion, based on the length of the delay involved, such as rifle repair, substitution, or other pertinent factors.
- 12.5.5 **Different rifles:** May be used during a tournament, but in each individual Match, the same rifle must be used for all stages in that Match, except when rifle failure occurs and is certified as such by the Range Officer (see Rule 11.6).
- 12.5.6 **Coach / Spotter:** Each competitor may have one Coach with them on the firing line who may have scope or binoculars and advise the competitor where shots are going, keep time, or otherwise advise. The Coach may not touch the competitor or their equipment from the "Ready" command, until the competitor completes firing.

## **SECTION 13 : CHAMPIONSHIP (TOURNAMENT) OFFICIALS**

### **13.1 MATCH DIRECTOR**

The Match Director is directly responsible for the efficient conduct of the entire Tournament. He may change the Match and firing conditions as shown by the program provided a bulletin is posted for the information of all competitors, and that such changes are not contrary to current SSAA Rules. The Match Director is directly responsible for the efficient operation of the Range and for the safety and proper discipline of all tournament operating Personnel, Competitors and Spectators. Instructions from the Match Director for the operation of the tournament will be complied with by all persons on the Range. The Match Director will use their best judgement at all times and their behaviour and decisions must be characterised by absolute impartiality, firmness and courtesy. In the application of these Rules, the Match Director will confer with the Appeals Committee on any doubtful point and will be guided by the Appeals Committee's decision.

### **13.2 RANGE OFFICER**

Is to conduct the tournament in a safe and proper manner and carry out the procedures as outlined in these Rules. The Range Officer will also check to ensure that competitors on the firing line conform to the Rules as outlined in this Rule book.

### **13.3 DUTY TO COMPETITORS**

It is the duty of all Officials to be fair and impartial when carrying out their various duties. Should a Competitor's equipment or demeanour warrant disqualification for an individual Match or Tournament, it should be done in such a manner as will cause the least inconvenience to all concerned.

## **SECTION 14 : SCORING**

### **14.1 HOW TO SCORE**

All shots are scored by marking either a "0" for a miss, or an "X" for a hit in the correct spaces on the scorecard. The scorecard is marked in the same order as

the targets are fired, beginning in the first space on the left and progressing to the right until the stage is complete. Hits out of sequence are scored as misses. For example, the second shot hitting the third silhouette is a miss. In this case, it is a double miss, as only the remaining two silhouettes may be fired on, the competitor cannot fire his third shot at the untouched second silhouette. All spaces on the scorecard must be filled with an "0" or an "X" as appropriate. Each competitor is responsible for checking with his scorekeeper immediately after firing his five rounds to be sure that he has been credited with the correct number of hits. There will be no appeal if the silhouettes have been returned to the stands.

#### **14.2 MISSES**

Any shot which does not knock the proper silhouette over or from its stand will be scored a miss. "Turning" a silhouette on its stand will be counted as a miss. If the competitor fires less than the prescribed number of shots through his own fault, or fires on the wrong target, he is scored a miss for each unfired shot or each shot fired on a wrong target.

#### **14.3 EARLY OR LATE SHOTS**

A competitor firing a shot from the line before the command "Ready" is given will be disqualified from that day's scheduled Match. A shot fired between the "Ready" and "Fire" commands will be scored as a miss. Shots fired upon closing of the bolt or action when on the firing line will be scored as record shots. Any shot fired after the "Cease Fire" command will be scored as a miss.

#### **14.4 ALL SHOTS COUNT**

All shots fired by a Competitor after they have taken their position at the firing line will be counted in his score even if the rifle may be accidentally discharged.

#### **14.5 HITS ON WRONG TARGETS**

Hits on the wrong target are scored as misses.

#### **14.6 RICOCHETS**

Ricochet hits fired in sequence at properly designated targets count as hits.

#### **14.7 INSUFFICIENT SHOTS**

If a Competitor fires less than the required number of shots through their own fault, they shall be scored a miss for each unfired shot.

#### **14.8 SCORER'S DUTIES**

The Scorer will position themselves behind the Competitor where they can observe both the Competitor and their bank of targets. They will record the value of each shot before the next shot is fired. It is the Scorer's responsibility to see that the Competitor observes the Rules and time limits, fires no more than five rounds per series, and when strong wind is a factor, to watch silhouettes closely so that they can tell when a silhouette is blown over and not knocked down by a bullet.

#### **14.9 SCORE CARDS**

Score cards will be prepared by the host Branch / Club and delivered to the Competitors.

#### **14.10 ERASURE ON SCORE CARDS**

A scorer is not permitted to make any erasures, corrections, or changes on the score card. If correction is necessary, it must be made and initialled by an Official. To make corrections, an Official draws a line or lines through the incorrect score, and places the correct score above, adding their initials opposite the correct score.

### **SECTION 15 : DECISIONS OF TIES**

#### **15.1 TIES**

All ties will be broken by one of the three following methods of shoot offs.

- 15.1.1 Each Competitor in the shoot off fires one shot at a designated Ram. If a tie remains, each Competitor involved will fire one shot at a designated Turkey. The sequence continues to the Pigs, then the Chickens, then back to the Rams until all ties are broken and a clear winner appears.
- 15.1.2 "Master and AAA grade" Competitors will shoot one shot at a designated Turkey as above, but if ties remain, will proceed to fire additional shots at Turkeys until all ties are resolved. "AA grade" Competitors will shoot off only on Rams, "A grade" Competitors on chickens, and "B grade" Competitors on Pigs.
- 15.1.3 In either method of tie-breaking, the Competitor will be given a 15 second "Ready" period and 30 seconds firing time for each shot. Except for Blackpowder Cartridge Rifle competition (see 10.3 and 11.7.2.), 30 seconds "Ready" period and 60 seconds firing time for each shot.
- 15.1.4 Competitors will fire 5 shots at a designated bank of (see 15.1.5) targets and if a tie remains, Competitors will fire further 5 shot strings until the tie is broken.
- 15.1.5 "Master" and "AAA grade" Competitors will shoot at Turkeys.  
"AA grade" Competitors will shoot at Rams.  
"A grade" Competitors will shoot at Chickens  
"B grade" Competitors will shoot at Pigs.

#### **15.2 CATEGORY POSITIONS**

Shoot offs for category positions, when involving Competitors from different grades, will take place on the animal relevant to the score which has been tied (eg Juniors with a score of 20 would shoot on Chickens).

### **SECTION 16 : NATIONAL AND AUSTRALIAN RECORDS**

#### **16.1 ESTABLISHMENT OF NATIONAL RECORDS**

Scores to be recognised as National records must be fired at Registered Matches which are designated as State Championships, Regional Championships, and National Championships. National Records must be approved by the Match Director at the particular Match involved, and by the next National Subcommittee meeting before being declared official.

## **16.2 AUSTRALIAN RECORDS**

Australian Record Scores may be fired at any Registered Match and must be approved by the Range Officer and by the next National Sub Committee meeting before being declared official.

## **16.3 SCORES TO BE USED**

Scores must be complete scores for the Match (Match being defined as 40 shots). Championships shall be an aggregate of any number of 40 shot Matches.

## **16.4 LONG RUN RECORDS**

National records for long runs (consecutive hits on one type of animal) may be set at any Registered Competition, notwithstanding 16.1. A long run must commence with 10 out of 10 in a 40 shot Match. (See 11.13).

# **SECTION 17 : COMPETITOR DUTIES AND RESPONSIBILITIES**

## **17.1 HANDLOADING**

As Metallic Silhouette shooting facilitates the hand loading of ammunition, it is the responsibility of the Competitor to ensure that all safe practices and codes outlined for such procedures are diligently observed.

## **17.2 CLEANING RANGE**

It is the duty of Competitors, after the completion of each stage, to see that the firing points are kept clean.

## **17.3 COMPETITORS WILL SCORE**

Competitors will act as Scorers when requested to do so by the Match Director or Range Officer, except that no Competitor will score their own targets.

## **17.4 GRADING**

It is the Competitor's duty to have his current grading card in their possession when competing in competition using a grading system. Ungraded Competitors must obtain their grading card from the Tournament Officials.

## **17.5 SCORE CARD**

It is the Competitor's duty to secure their scorecard for each Match in ample time to permit reporting at the proper time and place to fire each Match. It is not the duty of Officials to page Competitors in order to get them on the firing line. Competitors, upon receipt of score cards, should inspect them for correctness of Competitor's number and non-interference in squadding assignments. Errors should be reported immediately. It is the duty of the Competitor to check and sign their card on completion of each stage.

## **17.6 LOADING**

No Competitor will load a firearm except at the firing point and after the command "Ready" has been given by the Range Officer.

## **17.7 CEASE FIRING**

All firearms will be unloaded immediately upon the command "Cease Fire". Actions will remain open.

## **17.8 SCORING / TARGET SETTING**

Any Competitor who fails to perform his squadded assignment for scoring and/or setting targets may be disqualified from the entire Tournament.

## **SECTION 18 : GRADING**

### **18.1 GRADED COMPETITORS**

Competitors who are officially graded in Silhouette Competition.

### **18.2 ESTABLISHING GRADES**

A Competitor will receive their first grading on the basis of the first 40 shot Match fired, or for a Championship they will be graded on the highest 40 shot Match score fired in the Championship.

### **18.3 SCORES USED FOR GRADING**

Scores used for Rifle Metallic Silhouette gradings are those scores fired in SSAA Registered Rifle Metallic Silhouette Matches.

### **18.4 RIFLE METALLIC SILHOUETTE GRADING CARDS**

Rifle Metallic Silhouette Grading cards are available from the SSAA National Merchandise Office, free to SSAA Branches / Clubs. Scores fired in Registered Matches are to be recorded on each Competitor's card at the conclusion of all Matches by an Official. Any required grading change will also be noted at the time on the Grading Card. The following data must be entered in the indicated blanks on the Grading Card upon receipt:

18.4.1 Competitor Name and Branch / Club.

18.4.2 Current grading.

18.4.3 Two highest 40-shot scores fired in the previous year.

18.4.4 Type of grading (i.e. Rimfire, Centrefire, Air Rifle).

18.4.5 Scores for Rifle Silhouette and Hunting Rifle shall be on the same card.

### **18.5 LACK OF GRADING EVIDENCE**

It is the Competitor's responsibility to have his SSAA Official Rifle Metallic Silhouette Grading Card and to present it when required. Any Competitor who cannot present such evidence will shoot ungraded. Grades may be established by independent records of Matches shot, which shall be accepted as evidence. A Competitor's grading will not change during a Championship. A Competitor will enter a Championship under their correct grading and fire the entire Championship in that grade. Should it be discovered during a Championship that a Competitor has entered in a grade lower than their correct grade, the Championship records will be corrected to show the correct grade for the entire Championship.

### **18.6 COMPETING IN A HIGHER GRADE**

Any individual or team may elect, before firing, to compete in a higher grade than the one in which graded, provided there are at least three Competitors of that

higher grade already nominated. Such individual or team must fire in such higher grade throughout the Championship and not revert to earned grading for any event in that Championship.

### 18.7 TEAM CLASSIFICATION

Teams are classified by computing the “Team Average” based on the grading of each firing member of the team. To compute this “Team Average”, the key in Table 1 for the different classes will be used and the team total divided by the number of firing members of the team. Any fractional figure in the team average of one half or more will place the team in the next higher class. The “Team Average” will establish classification of the team as a unit, but will not affect in any way the individual grading of team members.

**Table No. 1: Team**

<b>Grade</b>	<b>Key</b>
<b>Master</b>	<b>5</b>
<b>AAA</b>	<b>4</b>
<b>AA</b>	<b>3</b>
<b>A</b>	<b>2</b>
<b>B</b>	<b>1</b>

**Grade Key Table No. 2: Individual**

#### **Centrefire Rifles**

<b>Grade</b>	
<b>Master</b>	<b>32-40</b>
<b>AAA</b>	<b>23-31</b>
<b>AA</b>	<b>17-22</b>
<b>A</b>	<b>11-16</b>
<b>B</b>	<b>0-10</b>

#### **Rimfire Rifles**

<b>Grade</b>	
<b>Master</b>	<b>34-40</b>
<b>AAA</b>	<b>28-33</b>
<b>AA</b>	<b>22-27</b>
<b>A</b>	<b>15-21</b>
<b>B</b>	<b>0-14</b>

#### **Air Rifles**

<b>Grade</b>	
<b>Master</b>	<b>34-40</b>
<b>AAA</b>	<b>28-33</b>
<b>AA</b>	<b>22-27</b>
<b>A</b>	<b>15-21</b>
<b>B</b>	<b>0-14</b>

### **Black Powder Cartridge Rifles**

<b>Grade</b>	
<b>Master</b>	<b>26-40</b>
<b>AAA</b>	<b>19-25</b>
<b>AA</b>	<b>14-18</b>
<b>A</b>	<b>8-13</b>
<b>B</b>	<b>0-7</b>

#### **18.8 REGRADING**

A Competitor will be upgraded from B grade to A grade when they fire two scores of a higher grade. All other grade breaks require the competitor to fire three scores of a higher grade. If the two or three higher scores are in different grades, regrading shall be to the lower of the two, the higher scores will also be used toward any subsequent regrading.

#### **18.9 DOWN GRADING**

Regrading to a lower grading will occur only on request to the National Awards Secretary and presentation of proof through six consecutive scores recorded on the Competitor's grading card in a lower grade. Such downward grading may take place as many times as the Competitor may require, provided that at least six consecutive scores in a lower grade are fired between gradings downward, and that at least six months have expired since the last downward regrading. No Competitor may be regraded downward more than one grade at a time.

#### **18.10 CARRYING FORWARD**

Any scores leading to higher grading shall be carried forward to the end of the next following calendar year and then dropped from further consideration for regrading upward. Previously carried forward high scores will be used to regrade upward. The high score only shall be retained for potential regrading from B to A grade.

#### **18.11 CHAMPIONSHIPS**

No Competitor will be changed in grading during the course of a Championship. The Competitor's grading in a Regional, State, or National Championship will be the highest he has held in the six months prior to the first day of the Championship.

### **SECTION 19 : REGISTRATION**

#### **19.1 RANGES**

Rifle Ranges for Rifle Metallic Silhouette Matches shall be certified by the National Subcommittee or their Delegate. Ranges conducting Registered Matches prior to October 1986 shall be deemed to be certified (Registered).

#### **19.2 MATCHES**

Matches held on Registered Ranges shall be deemed to be Registered, except when the targets must be hard set (Rule 6.1.3) providing that:

19.2.1 There are three or more Competitors competing.

19.2.2 The Match is run in accordance with this Rule Book.

### 19.3 ADVERTISING

All Regional, State and National Championships shall be advertised in the "Australian Shooter" prior to the Championship.

## SECTION 20 : CHAMPIONSHIP AWARDS

20.1 National Championship Medals will be awarded in Centrefire, Rimfire and Air Rifle where contested as follows:

<b>High Gun</b>	
<b>Master Grade</b>	1 <sup>st</sup>
	2 <sup>nd</sup>
	3 <sup>rd</sup>
<b>AAA grade</b>	1 <sup>st</sup>
	2 <sup>nd</sup>
	3 <sup>rd</sup>
<b>AA Grade</b>	1 <sup>st</sup>
	2 <sup>nd</sup>
	3 <sup>rd</sup>
<b>A Grade</b>	1 <sup>st</sup>
	2 <sup>nd</sup>
	3 <sup>rd</sup>
<b>B Grade</b>	1 <sup>st</sup>
	2 <sup>nd</sup>
	3 <sup>rd</sup>
<b>Junior</b>	1 <sup>st</sup>
	2 <sup>nd</sup>
	3 <sup>rd</sup>
<b>Under 15</b>	1 <sup>st</sup>
	2 <sup>nd</sup>
	3 <sup>rd</sup>

20.2 Aggregate medals will also be awarded as follows:

<b>Open</b>	1 <sup>st</sup>
	2 <sup>nd</sup>
	3 <sup>rd</sup>
<b>Junior</b>	1 <sup>st</sup>
	2 <sup>nd</sup>
	3 <sup>rd</sup>
<b>Under 15</b>	1 <sup>st</sup>
	2 <sup>nd</sup>
	3 <sup>rd</sup>

### 20.3 TOP TEN

The Top Ten aggregate shall be from all events contested. The Top Ten aggregate winners will also be awarded patches.

## **SECTION 21 : NATIONAL RIFLE METALLIC SILHOUETTE PROFICIENCY AWARDS**

### **21.1 PROFICIENCY AWARD RULES**

- 21.1.1 The awards must be won in sequence, ie Bronze, then Silver, then Gold, then Masters. Each award can only be won once.
- 21.1.2 All awards must be shot on a SSAA Registered range in a Registered Match, under the supervision of a Range Officer.
- 21.1.3 All awards should be claimed on an Award Claim Form available from the Awards Secretary. The Award Claim Form has all information relevant to the award and must be filled out fully.
- 21.1.4 Claim Forms and Score sheets should be sent to the Awards Secretary.
- 21.1.5 No Awards, Medals or Prizes may be claimed by Non Members.
- 21.1.6 Only Juniors are eligible for Junior Awards.

### **21.2 PROFICIENCY AWARDS AVAILABLE**

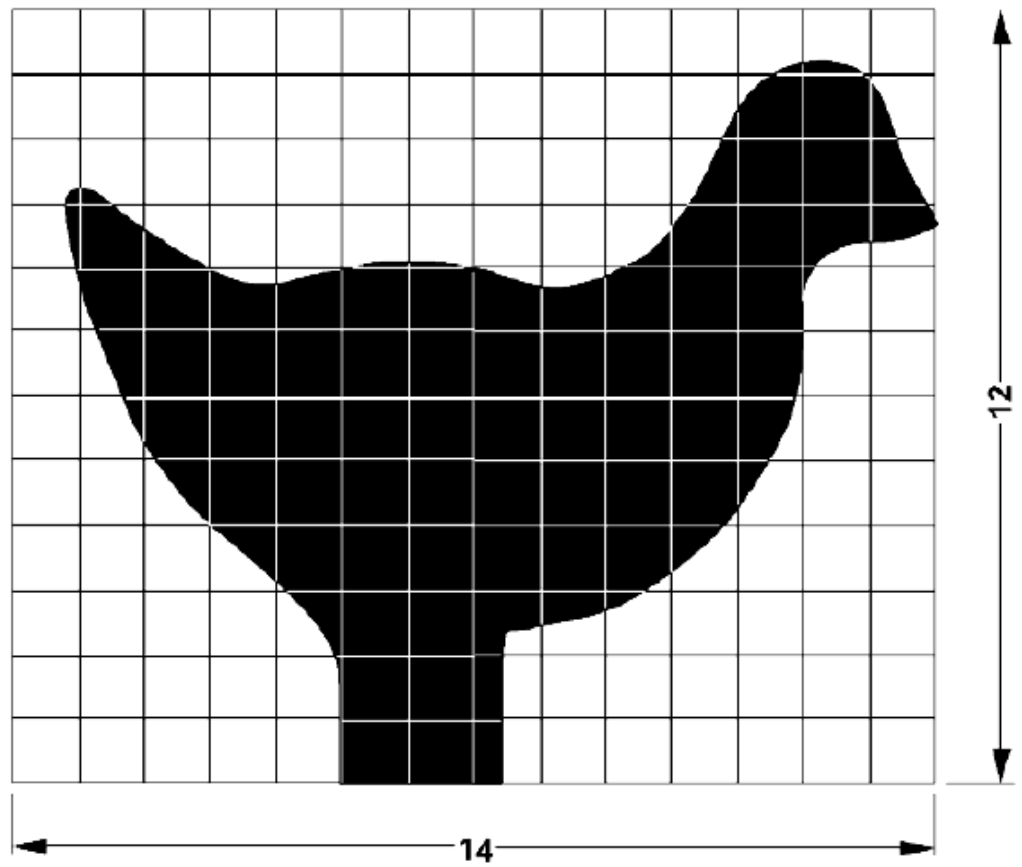
- 21.2.1 **Junior Air Rifle Award:** May be won with a combined score of 10 or above.
- 21.2.2 **Bronze Air Rifle Award:** May be won with a combined score of 15 or above.
- 21.2.3 **Silver Air Rifle Award:** May be won with a combined score of 22 or above.
- 21.2.4 **Gold Air Rifle Award:** May be won with a combined score of 28 or above.
- 21.2.5 **Masters Air Rifle Award:** May be won with a combined score of 34 or above.
- 21.2.6 **Junior Rimfire Award:** May be won with a combined score of 10 or above.
- 21.2.7 **Bronze Rimfire Award:** May be won with a combined score of 15 or above.
- 21.2.8 **Silver Rimfire Award:** May be won with a combined score of 22 or above.
- 21.2.9 **Gold Rimfire Award:** May be won with a combined score of 28 or above.
- 21.2.10 **Masters Rimfire Award:** May be won with a combined score of 34 or above.
- 21.2.11 **Junior Rimfire Hunting Rifle Award:** May be won with a combined score of 10 or above.
- 21.2.12 **Bronze Rimfire Hunting Rifle Award:** May be won with a combined score of 15 or above.

- 21.2.13 **Silver Rimfire Hunting Rifle Award:** May be won with a combined score of 22 or above.
- 21.2.14 **Gold Rimfire Hunting Rifle Award:** May be won with a combined score of 28 or above.
- 21.2.15 **Master Rimfire Hunting Rifle Award:** May be won with a combined score of 34 or above.
- 21.2.16 **Junior Centrefire Award:** May be won with a combined score of 7 or above.
- 21.2.17 **Bronze Centrefire Award:** May be won with a combined score of 11 or above.
- 21.2.18 **Silver Centrefire Award:** May be won with a combined score of 17 or above.
- 21.2.19 **Gold Centrefire Award:** May be won with a combined score of 23 or above.
- 21.2.20 **Masters Centrefire Award:** May be won with a combined score of 32 or above.
- 21.2.21 **Junior Centrefire Hunting Rifle Award :** May be won with a combined score of 7 or above.
- 21.2.22 **Bronze Centrefire Hunting Rifle Award:** May be won with a combined score of 11 or above.
- 21.2.23 **Silver Centrefire Hunting Rifle Award:** May be won with a combined score of 17 or above.
- 21.2.24 **Gold Centrefire Hunting Rifle Award:** May be won with a combined score of 23 or above.
- 21.2.25 **Master Centrefire Hunting Rifle Award:** May be won with a combined score of 32 or above.

## **SECTION 22 : TARGET TEMPLATES**

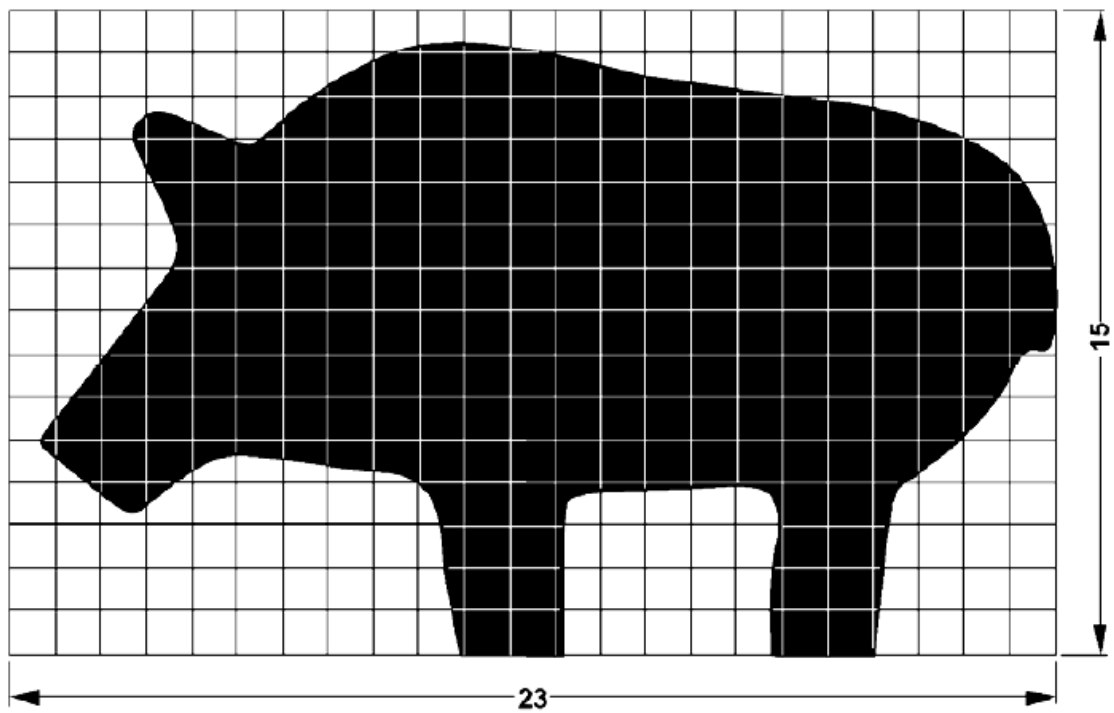
- 22.1** Target template drawings both on paper and electronically are available from the National Discipline Chairman.
- 22.2** Centrefire Rifle Targets are made by enlarging the grids in figures A to D to 1 inch (25.4 mm) squares. It is recommended that Centrefire targets be made from wearplate steel with a minimum hardness of 360 BHN (Brinell Hardness Number).
- 22.3** Rimfire Targets are one-fifth full size targets.
- 22.4** Air Rifle Targets are one-tenth full size targets.

**FIGURE A**  
**CENTREFIRE RIFLE**  
**CHICKEN**



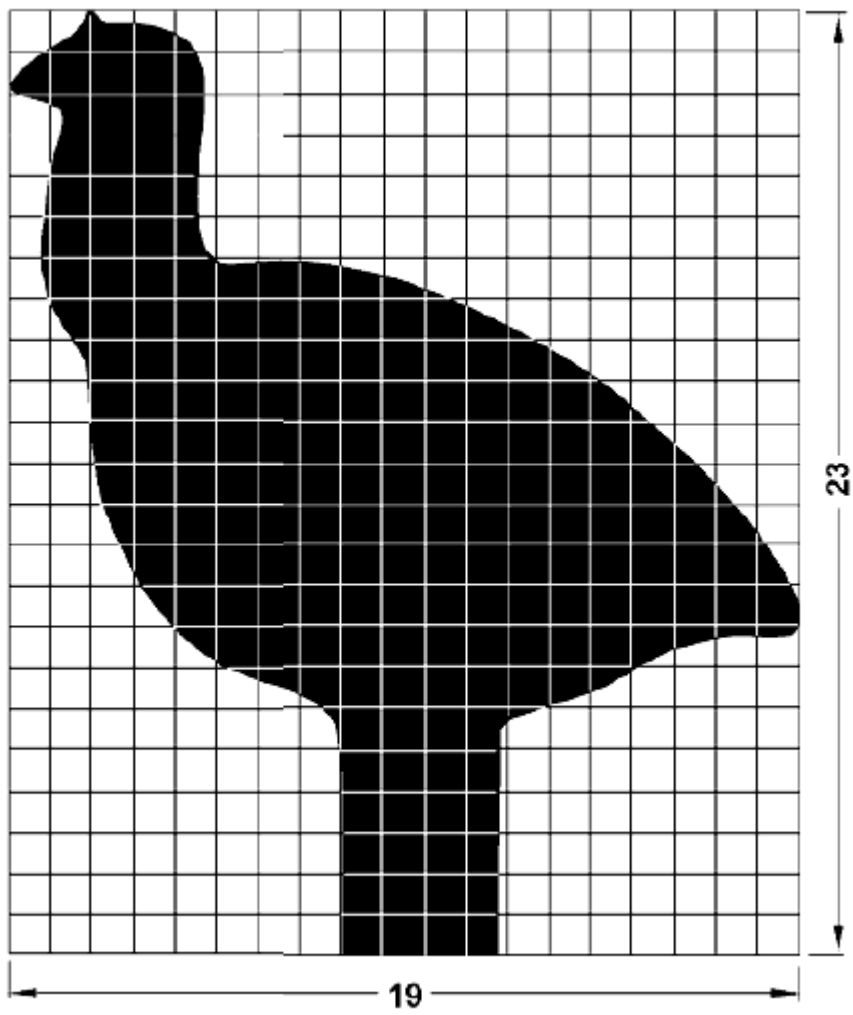
1 inch = 2.54 cm.

**FIGURE B  
CENTREFIRE RIFLE  
PIG**



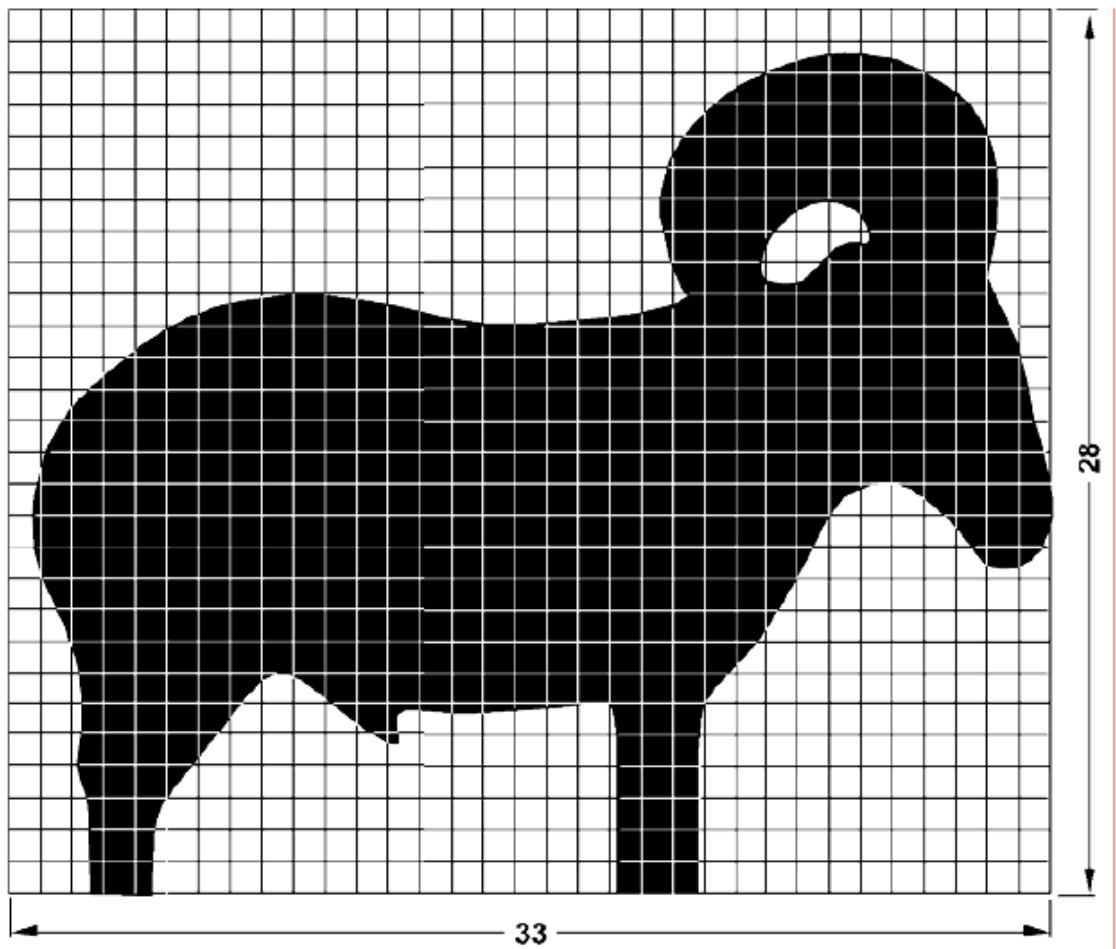
1 inch = 2.54 cm

**FIGURE C**  
**CENTREFIRE RIFLE**  
**TURKEY**



1 inch = 2.54 cm

**FIGURE D**  
**CENTREFIRE RIFLE**  
**RAM**



1 inch = 2.54 cm

## SECTION 23 : DEFINITION OF TERMS

<b>TERM</b>	<b>DEFINITION</b>
Bank	5 targets of one animal type
Match	40 shots, as defined in Section 7 of this Rule Book
Championship	Multiple 40 shot Matches
Tournament	Multiple Championships
RMS	Rifle Metallic Silhouette
CLAS	Cowboy Lever Action Silhouette

## APPENDIX A :

**Appendix A:** Buck, Cole, Farrow, Maynard, Redfield, Remington Hepburn, Remington Rolling Block, Sharps, Springfield Trapdoor, Stevens Tip-up, Stevens 44, Wesson Falling Block, Wesson Hinged Barrel, Whitney Phoenix, Whitney Rolling Block, Winchester 1885, Browning 1879, Snider, Alexander Henry, Martini, Martini-Henry, Farquharson, 1871 and 1876, Deeley and Edge 1873, 1876, 1878 and 1881, Field McNaughton 1889, Fraser 1880, Rigby-Banks 1882, Holland & Holland-Woodward 1894, Comblain, Heeren, Jeffery 1895 and Guedes 1885. Or scaled reproductions of the above.