



# **Combined Services Discipline Rules**

## **Table of Contents**

<b>Introduction .....</b>	<b>6</b>
<b>Terms and Abbreviations Used .....</b>	<b>6</b>
<b>Section 1: General.....</b>	<b>7</b>
Section 1.1: Aims and Objectives.....	7
Section 1.2: Competitor Requirements.....	7
Section 1.3: Competition and Facility Requirements.....	8
Section 1.4: Briefing .....	10
Section 1.5: Referees .....	11
Section 1.6: Coaching .....	11
Section 1.7: Scoring .....	11
Section 1.8: Ammunition.....	12
Section 1.9: Protest and Appeals .....	13
<b>Section 2: Rifle Specifications and Definitions.....</b>	<b>14</b>
Section 2.1 General.....	14
Section 2.2 : Classes of Rifles.....	16
Section 2.3: Accessories .....	18
Section 2.4: Webbing .....	18
Section 2.5: Clothing .....	18
Section 2.6: Optics .....	19
Section 2.7: Exclusions .....	19
Section 2.8: Proof of Eligibility of Any Rifle.....	19
Section 2.9: Range Commands.....	20
Section 2.10 : States of Readiness .....	20
Section 2.11: Definition of Shooting Positions.....	21
Section 2.12: Malfunctions .....	23
Section 2.13: Grading:.....	24
Section 2.14: National Proficiency Awards.....	24
Section 2.15: National Competition Medals.....	25

<b>Section 2: Annexes</b> .....	27
Annex 2A: Courses of Fire.....	27
Match 1 - Three Position Event (3P).....	27
Match 2 - Long Range Event.....	29
Match 3 - Rapid Fire A .....	30
Match 4 - Rapid Fire B .....	31
Match 5 - Snap A.....	33
Match 6 - Snap B.....	34
MATCH 7 - Snap C .....	35
Match 8 - Falling Plate/Balloon Shoot (Team Event) .....	36
Match 9 - Deliberate .....	37
Match 10 - Four Range Event .....	38
Match 11 - Rapid Fire 50 Metres.....	40
Match 12 - Action M .....	41
Match 13 - Three Range Event .....	43
Match 14 - Long Range Sniper Event (Class 'F' and 'T' Rifles) .....	44
Match 15 - Three Position Event (3P) for Class 'E' Rifle.....	46
Match 16 - Long Range Event for Class 'E' Rifle .....	48
Match 17 - Three Position Open (3P) Class 'J' Rifles Only.....	49
Match 18 - Three Position (3P) Core Event for .310 Cadet/.22 Training Rifles..	51
Match 19 - 50 Metre Combined Rifle and Pistol Event.....	52
Match 20 - Three Range Event for .310 Cadet .....	53
<b>Annex 2B: Targets</b> .....	54
Target 1: Core Target (1200mm X 1200mm).....	54
Target 2: 600mm Diameter Target .....	55
Target 3: Falling Plate Target .....	56
Target 4: SSAA 8H Target.....	57
Target 5: Mayleigh Target.....	58
Target 6: Mini Core Target (600mm X 600mm).....	59
Target 7: SSAA Official 50 Metre Slow Fire Target .....	60

<b>Section 3: Pistol Specifications and Definitions</b> .....	<b>61</b>
Section 3.1: General.....	61
Section 3.2: Classes of Pistols .....	61
Section 3.3: Trigger Pulls .....	62
Section 3.4: Holsters .....	63
Section 3.5: Clothing .....	63
Section 3.6: Optics .....	63
Section 3.7: Proof of Pistol Eligibility .....	63
Section 3.8: Range Commands.....	64
Section 3.9: Conditions of Pistol Readiness.....	64
Section 3.10: Definition of Shooting Positions.....	65
Section 3.11: Malfunctions .....	66
Section 3.12: Gradings .....	68
Section 3.13: National Proficiency Awards.....	69
Section 3.14: National Competition Medals.....	70
<b>Section 3: Annexes</b> .....	<b>73</b>
Annex 3A: Range Rules and Safety Orders Combined Services Pistol Practices..	73
Annex 3B: Courses of Fire.....	75
Match 1 - Three Position Event (3P) .....	75
Match 2 - Three Position - Deliberate.....	77
Match 3 - Standing Deliberate - 25M.....	78
Match 4 - Standing Deliberate - 15M.....	79
Match 5 - Kneeling Deliberate - 15M.....	80
Match 6 - Standing Rapid Fire - 15M .....	81
Match 7 - Standing Rapid Fire - 25M .....	82
Match 8 - Standing Rapid Fire - 25M .....	83
Match 9 - 50M Long Range Deliberate - Class 1 and Class 2 .....	84
Match 10 - Standing Barricade Shoot - 15M .....	85
Match 11 - Standing Deliberate - 15M - Class 5 .....	86
Match 12 - Service Pistol Match - Various Ranges - All Classes .....	87

***Annex 3C: Military Pistol Target.....90***

***Section 4: SSAA Certificate of Rifle/Pistol Class.....91***

*SSAA CERTIFICATE OF RIFLE CLASS..... 92*

*SSAA CERTIFICATE OF PISTOL CLASS..... 93*

## **Introduction**

These rules have been compiled in the interests of fostering the use of original Military type firearms and calibres for competitive shooting within the SSAA. The rules set out the requirements for competition in the Combined Services Discipline.

It is the intent of these rules that no member of the SSAA should be precluded from shooting with their firearms in the National and State competitions, provided the member has a firearm of Services origins and calibre. To this end, a range of classes of firearms is provided for in these rules and a SSAA Approved List of Services firearms will be maintained to cover firearms that are unusual. Competition medals will be made available for all classes of firearms.

## **Terms and Abbreviations Used**

<b><i>Abbreviation/term</i></b>	<b><i>Definition</i></b>
RO	Range Officer
Safety Officer	An appointed Assistant Range Office with range safety duties
SSAA	Sporting Shooters Association of Australia Inc.

## **Section 1: General**

### **Section 1.1: Aims and Objectives**

- 1.1.1 To encourage organised competitive shooting with a view towards a better knowledge of the safe handling and the proper care of Service firearms.
- 1.1.2 To provide a set of standard national shooting rules which will guide competitors and assist competition staff in the orderly and consistent management of Service firearm shooting in the SSAA.

### **Section 1.2: Competitor Requirements**

- 1.2.1 All competitors who compete in Registered Tournaments must be financial members of a Branch or Association affiliated with S.S.A.A. Inc., and a current S.S.A.A. Inc. membership card shall be accepted as proof of their financial membership. Any competitor who is unfinancial or unable to provide proof of financial membership may pay his/her full membership fee to the Host, providing he/she is not under a suspension from membership. If he/she is not a local resident, arrangements should be made with the Host to transfer the fees to his/her applicable Branch or affiliated Association, i.e. the State in which the competitor normally resides. No competitor may enter more than once in any one class forming the whole or part of any Registered Tournament.
- 1.2.2 All competitors shall behave in a sportsmanlike manner as befitting membership of S.S.A.A. Inc., or an affiliated body, and should refrain from boisterous conduct on the firing line during the firing of an event. A rifle/pistol range is no place for pranks, and any competitor failing to observe this fact may be disciplined by the Range Officer. In the event of boisterous or unsportsmanlike behaviour by a competitor, the Range Officer shall caution the offender once, and if there is any repetition of such conduct, the offender shall be disqualified and asked to leave the firing line immediately.
- 1.2.3 Competitors should familiarise themselves with the usual safety precautions observed on S.S.A.A. rifle/pistol ranges, as well as any rules peculiar to the range on which a particular Tournament may be conducted. Unsafe practices on a rifle/pistol range can be grounds for a competitor's disqualification.
- 1.2.4 The onus to complete firing within the time limits as laid down in these Rules is entirely the responsibility of the competitor. The host Branch should institute all procedures to assist in this regard.

- 1.2.5 Whilst the host Association or Branch must provide and run competitions in accord with this Rule Book, all competitors should familiarise themselves with all the rules pertaining to registered competition. This is necessary, because the smooth running of the competition can be greatly assisted by the competitor's familiarity with all aspects of competition procedures and details.
- 1.2.6 A competitor is to ensure that any firearm used complies with these Rules though it is not necessarily checked by the RO before use. If the firearm is of a different calibre than the one originally nominated for the competition, the competitor is to ensure that the Head Scorer is notified before the targets are scored.
- 1.2.7 A competitor is allowed to compete in one team only as a team member in team events.
- 1.2.8 A competitor is liable to disqualification if found to have contravened these Rules.

### **Section 1.3: Competition and Facility Requirements**

- 1.3.1 **Range Officer** (1): is to conduct the tournament in a safe and proper manner and carry out the procedures as outlined in these Rules. The Range Officer will also check to ensure that competitors on the firing line conform to the rules as outlined in this rule book.
- 1.3.2 **Safety Officers:** To assist the Range Officer in controlling safety during the match and any other matters as requested by the Range Officer. Note; For 5 shooters and below Range Officer only, for 5 to 15 shooters Range Officer and 1 Safety Officer, 15 plus shooters Range Officer and 2 Safety Officers.
- 1.3.3 **Competition Officer:** One (1) is required to call the shooters to the line, inform them of who is shooting in the next detail, give advice of the next course of fire and the number of rounds required. This enables competitors to be ready for the RO's final briefing and inspection before each detail. The Competition Officer is also to endeavour to summon late or missing competitors to the line.
- 1.3.4 **Target Detail:** Four (4) personnel minimum is desirable and they should be volunteers or paid help, but preferably non-competitors. They must be experienced and it is recommended that two rehearsal shoots be conducted to allow inexperienced personnel to become familiar with what is required of them. Typical duties are to:

- attach new targets to the frames where required,
- check the number and dispersion of shots on the targets and notify the RO of any matter requiring investigation,
- to patch out targets so that no holes remain after each practice shot,
- to convey shot targets (where applicable to the course of fire) directly to the Head Scorer and carry out the shifting of targets at distance changes, and
- also to check that the position numbers of each competitor's target are correctly in place

1.3.5 **Scoring Staff:** Desirably three (3) staff are required as follows:

- *Head Scorer* - who must be experienced and is to score all targets to the same calibre as was shot, is to gauge (either with plug or overlay scoring slide where available) all close shots and supervise the scoring.
- *Check Scorer* - must be experienced and is to check the result of each gauged shot and to check other aspects of the scoring, before passing the scores to the Recorder.
- *Recorder* - is to record all scores (after checking) on a score sheet in the proper manner and display targets where applicable, along with scores as soon as possible for inspection by competitors.

1.3.6 **Safety:** The range must meet all normal and local safety requirements.

1.3.7 **Capacity and Distance:** The range must be able to accommodate a minimum of fifteen (15) shooting stations and target frames at the required distances.

1.3.8 **Posts:** For post rest positions, posts are to be provided to the following specifications. A 'Post' is defined as a length of wood, pipe, or other suitable material, either round, square or rectangular, which is firmly erected vertically in the ground or shooting station of concrete etc. If round, the pipe's diameter must not be less than 70mm., or if rectangular, not less than 70 x 50mms., with a post height of not less than 2 metres.

1.3.9 **Wind Flags:** These are to be provided, placed at the outermost ends of the target frame lines at each distance and must be 3 metres outside the line of sight of the leftmost and rightmost firing points used in the event.

1.3.10 **Target Frames:** The line of target frames shall be parallel to the firing line.

1.3.11 **Target Numbers:** Large numbers shall be positioned on the target frame at all ranges to identify each set of targets belonging to competitors. A frame shall accommodate no more than six competitors. Numbers are to be black on white background. The minimum sizes for numbers at required distances are:

Range	Size
50 m	200 mm x 200 mm
100 m	300 mm x 300 mm
200 m	500 mm x 500 mm
300 m	700 mm x 700 mm
500 m	1 m x 1 m

1.3.12 **Scoreboards:** A visible scoreboard must be provided in plain view of competitors, throughout the competition. The scores shall be updated frequently.

### **Section 1.4: Briefing**

1.4.1 All competitors shall be called together before the commencement of the competition and the RO will brief them on the following:

1.4.1.1 The procedures outlined in these rules for appeals, the fee to be paid and the names of the members of the Appeals Committee and Rifle/Pistol Evaluation Committee.

1.4.1.2 The procedure for dealing with misfires outlined in these Rules.

1.4.1.3 The procedure for dealing with a jammed live round (stuck live round) which fails to eject in the normal manner.

1.4.1.4 Any local safety requirements pertinent to the particular competition rifle/pistol range to be used for the competition.

1.4.2 Competitors shall be called to the firing line before the commencement of each detail and the following information given to them (if required) by the RO:

- Name, Competitor Number, Position Number:
- Position to be contested, mode of fire, distance to the targets:

- The warning call.

The RO will then check that the number of rounds displayed is correct and that all shooters are ready, then proceed with the course of fire.

### **Section 1.5: Referees**

- 1.5.1 Unless the competitor is firing individually under the direction of a RO, a referee shall be assigned to each competitor. The referee's duty at all times is to ensure that all range commands and rules are adhered to.

### **Section 1.6: Coaching**

- 1.6.1 No coaching or assisting a competitor on the firing line is permitted, with the exception of disabled competitors who may be assisted on to the firing line and into firing position.
- 1.6.2 Assistance for disabled competitors may be at the discretion of the Competition Committee by prior arrangement to the match.

### **Section 1.7: Scoring**

- 1.7.1 **Manned Butts Area:** When using a manned butts area, competitors are not to be known to the scorers. Butts score sheets are to be kept for each detail.
- 1.7.2 **Scoring:** Targets are to be scored in the usual manner, i.e. a hit that touches a scoring ring shall be given the higher value. This is provided that a gauge of the same calibre as that used to fire on the target, touches some part of the ring when the gauge is inserted in the bullet hole. If a bullet hole is more than 1.5 calibres long, it shall not be scored.
- 1.7.3 **Keyholes:** 'Keyholes' or any holes that in the opinion of the Chief Scorer, are not of the competitor's calibre will be disregarded.
- 1.7.4 **Cross Fires onto another competitor's target:** A competitor firing on another competitor's target shall lose all the shots cross-fired. The competitor whose target has been cross-fired on, shall not receive the benefit of the cross-fired shot when this can be identified. If the cross-fired shot cannot be identified, it is assumed to be the lowest valued shot on the target.

- 1.7.5 **Extra Shots:** Where a competitor has fired more than the permitted number of shots for a particular position in a full match, the highest valued shots will be struck from targets on which more than the required number of shots have been fired, until only the number of shots required for that position remain on the target.
- 1.7.6 **Time Penalties:** Any shooter who fires outside (before or after) the shooting times denoted by the commands as outlined in these Rules, shall have the highest scoring shot taken from his score in that position for each infringement.
- 1.7.7 **Score Challenges:** Targets are not to be patched out until competitors or their representatives have had an opportunity to challenge scores.
- 1.7.8 **Only Shots on Target to Count:** Shooters shall not be penalised for failing to place the required number of shots on their targets in any one position (unless defined by the Rules). Only the shots on their targets (though less than specified) shall be scored.

### **Section 1.8: Ammunition**

- 1.8.1 The shooter may use any ammunition that is allowed by law (provided the range is approved for that calibre). The spirit and intent of Service Rifle and Pistol shooting is embodied in the use of standard military specification loads. (For example, if a pistol is marked as a .357, then .357 loads must be used) This engenders the full recoil effect of such firearms and recovering of sighting for successive shots fired. (Pistol projectiles may be lead alloy round nose, lead alloy semi wad cutter or jacketed ammunition dependent on range approvals.)
- 1.8.2 The same ammunition, type and loading must be used throughout an event. Chargers or loaded magazines may be used on the firing point in the course of the competition, where allowed by the particular match rules.
- 1.8.3 To meet the above criterion, ammunition used must achieve at least 75% of the projectile energy level of the published military load. (Projectile Energy Level is arrived at by multiplying the projectile weight (Grains) by the velocity (Feet per second) and dividing by 1,000) Competitors must allow six rounds extra for random selection and loads may be tested at any time.
- 1.8.4 In the event of suspected non-compliant ammunition being used, three rounds will be fired over the chronograph with the average velocity calculated. One unfired round will be pulled, the projectile weighed and the calculations as per 1.8.3 will be completed. If during the procedure an obvious oversight such as an undercharged

cartridge or underweight projectile is noted, an additional cartridge may be chronographed or the projectile pulled and weighed. All competitors will be allowed this option. The replacement cartridge details will then be checked and the calculations redone using the newly acquired data. Proven infringements will be dealt with as per Section 1.2.8.

### **Section 1.9: Protest and Appeals**

- 1.9.1 At all Registered Tournaments there shall be a Protest, Disputes and Appeals Committee (hereinafter called the "Appeals Committee") which shall be formed by the host association or club organisers to hear and decide protests and appeals.
- 1.9.2 **The Appeals Committee** shall consist of a minimum of three people one of whom shall act as chairman, any of whom may be competitors in the competition, but in no case shall an appellant or protester be included as a member of the Appeals Committee (notwithstanding any rule or rules of law to the contrary). In Tournaments where more than one State is represented, a delegate from any of the states represented may be appointed to be a member of the said Committee and such appointments shall be at the discretion of the host association or club.
- 1.9.3 A protest may be lodged by any competitor who feels aggrieved by a decision of the Range Officer, the target scorers or any other organisational matters or methods of conducting the Tournament. A competitor may protest the conduct of another competitor(s) or that another competitor(s) has not fulfilled his obligations according to these rules, or has not properly obeyed the rules.
- 1.9.4 The protest must be lodged in writing and accompanied by a fee, the amount of which shall be nominated by the organisers of the competition. If the protest or appeal is upheld, the applicant is to be refunded the amount of the fee. If the protest is disallowed, then the fee shall be forfeited to the organisers conducting the competition.
- 1.9.5 The protest is to be lodged with the Range Officer or other persons nominated by the organisers of the competition to receive appeals. A protest may be lodged during the conduct of a competition or after the competition has been completed but not later than 30 minutes after the scores for that competition have been announced or posted. When received, the protest or appeal must be given to the Chairman of the Appeals Committee as soon as possible.
- 1.9.6 The chairman shall convene the Appeals Committee without undue delay and the Appeals Committee shall be empowered to hear evidence from the protestor, the

appellant and person(s) involved in the protest; to require the Range Officer, scorers or organisers to produce targets, score sheets or other material relevant to the protest; to call evidence from any other person(s) who may be able to help the Appeals Committee and to do all such other things that the Appeals Committee believes will enable it to reach an unbiased and just decision.

1.9.7 Any accused person shall:

1.9.7.1 have a right to be heard before the Appeals Committee and to remain in attendance during each session of the Appeals Committee.

1.9.7.2 be advised of the time and place the Appeals Committee shall hear evidence of the protest or appeal.

1.9.7.3 be entitled to remain in attendance before the Appeals Committee until the Appeals Committee adjourns the proceedings to make its decision.

1.9.7.4 be informed of the evidence or allegations made.

1.9.7.5 be supplied with the details of verbal or written statements made against that person or persons.

1.9.7.6 be given an opportunity before the Appeals Committee to correct or contradict any accusation or allegations made.

1.9.8 Immediately the Appeals Committee has made a decision, the chairman shall verbally announce it to a gathering of competitors summoned to hear the decision; or post the decision on a notice board. The decision of the Appeals Committee shall be final and binding on the matter of the protest and on all persons concerned therein.

NOTE: Desirably, the appeals Committee proceedings and deliberations should be conducted out of the public gaze and free from distractions of the ongoing competition.

## **Section 2: Rifle Specifications and Definitions**

### **Section 2.1 General.**

The rifle must be a standard service rifle within the meaning of the definitions appearing below:

2.1.1 **Service Rifle.** A 'standard service rifle' is for the purpose of these rules:

2.1.1.1 either an original or a faithfully reproduced model, with no enhancements compared to the standard pattern rifle; and

2.1.1.2 is/ was commercially available to the general public; and

2.1.1.3 has no modifications apart from those allowed in these rules; and

2.1.1.4 has been on regular issue or evaluated by a defence or law enforcement force for regular issue; and

2.1.1.5 appears on the list of SSAA Approved Service Rifles; or

2.1.1.6 have been evaluated, approved and certified by the SSAA Combined Services Evaluation Committee (see *Note and Paragraph 2.8*).

2.1.2 Where some doubt arises in regards to compliance of a rifle to the above, the rifle may be submitted at the annual Combined Services National Competition for evaluation. If compliant, approval by the SSAA Combined Services Rifle Evaluation Committee will be given. The committee comprises the National Discipline Chairman or his appointed delegate, and State Discipline Chairmen or their representatives who attend at the Nationals. Where a rifle is approved, the committee shall issue a certificate to that effect (see Annex B). For State Title Competitions, the Competition Committee may locally evaluate and approve a rifle, only for that shoot and no certificate will be issued.

2.1.3 **Defence Force.** 'The normal Army, Air, or Naval Forces of a country'.

2.1.4 **Law Enforcement Force.** 'A force which is sponsored by a recognised Government at a State or National level, in which members routinely carry long arms and/or have a military role or organisation, eg. Prison Services, Police and Coast Guard'.

2.1.5 **Modified/Accurised Rifles.** Service rifles that have bedded barrels, reworked triggers, or modifications which are not standard to the rifle in its as issued condition and specification, may only be used in events for Class H rifles (i.e. modified or accurised - refer to Paragraph 2.2).

2.1.6 **Competition Committee.** The ‘Competition Committee’ comprises the members of the host Association or Branch committee, responsible for the preparation and management of a Registered Tournament.

### **Section 2.2 : Classes of Rifles**

2.2.1 Rifles used in Combined Services Rifle Competitions will fall into one of the following classes:

**Class A: Close range (100m),** short barrel (535mm/21 inch), centre fire, carbine type rifles.

**Class B: Medium range (2-300m),** bolt/lever action, centre fire, manually operated or self loading, repeating rifles.

**Class C: Long range (500m+),** long barrel, centre fire rifles (*includes Antique Military Rifles*).

**Class D: Breech loading cartridge** rifles, such as black powder, single shot, centre fire rifles and falling block action, centre fire rifles.

**Class E: Muzzle loading single shot** and non-cartridge breech loading rifles (*Antique Military Rifles*).

**Class F: Sniping rifles**

**Class F1:** Vintage Sniper Rifles (genuine unmodified “as issued” and faithful reproductions as before 1 Jan 46).

**Class F2:** Sniper Rifles (genuine unmodified “as issued” and faithful reproductions as after 2 Jan 46)

**Class T: Tactical** rifles are rifles of Service calibre fitted with a range finding reticule equipped telescopic sight, as may be employed by the combined services, intended for precision shooting between 25 and 600 metres. Such rifles may be genuine sniper rifles as issued or may be a rifle built up to meet these requirements as after 1 Jan 91.

**Class H: Modified /Accurised rifles.** Rifles of service origin and calibre - comprising:

- Modification beyond service specifications, e.g. plastic stock, floating barrel, glass bedded barrel, lightened trigger action and so forth; or

- Modification to enhance accuracy beyond the specification of the original regular service issue rifle and adopted or evaluated for use by a Defence/Law Enforcement for special issue, for purposes other than as a Class 'F' rifle.

***Class J: Modified/Accurised Scope Equipped Rifles.*** Class H rifles which are fitted with telescopic sights.

***Note: Class F, T, H and J rifles may only be used in events organised for their class or combination of class.***

2.2.2. In all appropriate classes, an affix following the class identifying letter, shall create a sub-class for which Competition Committees may commit special competitions:

- Affix 1:* Rifles manufactured on or before 31 December 1918 (Antique Military Rifles) e.g. A1, B1, C1; etc.
- Affix 2:* Rifles manufactured between 31 December 1918 and 1 January 1946 (Antique Military Rifles) e.g. A2, B2, C2; etc.
- Affix 3:* Rifles manufactured post 1 January 1946 (Modern Military Rifles);
- Affix 4:* Any self-loading rifle of any origin.

2.2.3 The Competition Committee will normally assign the class for any rifle should there be any doubts as to which class is appropriate. A rifle will be scrutineered as one class only. Where doubt exists about the eligibility/class of a rifle, it must be submitted for evaluation by the SSAA Combined Services Discipline Evaluation Committee as to its approved class at the National Competition. The Evaluation Committee comprises the National Discipline Chairman, the State Chairmen or their Delegates.

2.2.4 The class of a submitted rifle for evaluation at Nationals shall be recorded on a certificate (in duplicate) in the format appearing in Annex B., to these Rules and is to be signed by the Discipline Chairman and a delegate representative of the Competition Committee.

2.2.5 Open Iron Sights as issued with the firearm apply to the above classes, save for Class F, T and J rifles. Rifles with aperture sights (*'Peep Sights'*) as issued may be used.

## **Section 2.3: Accessories**

2.3.1 **Sling:** Any standard military service sling (either original or faithful reproduction) may be used, but it is to be attached to the original sling mounting/s on the rifle. It must not be attached by buttons, straps etc., to the body or clothing of the shooter, nor attached to any external mechanical supports, i.e. post or rail. A single point sling may be used, provided it is standard issue for that firearm.

### **2.3.2 Trigger:**

2.3.2.1 The trigger must be the standard military trigger. Its weight of pull must not be less than 1.2 kg (2.64 lb.).

2.3.2.2 Trigger testing may be conducted at any time before the shoot commences and may be randomly checked by the Competition Committee throughout the match.

### **2.3.3 Stock:**

2.3.3.1 The butt may be shortened, but there may not be removal of any stock material. The stock cannot be sporterised and nothing may be added, eg. pistol grip, cheek piece etc., unless the rifle is re-classified and shot in Class 'F, H or J'.

2.3.3.2. A recoil pad may be used if it is of a slip-on type and has no hooks etc., protruding. This applies in particular for persons of small stature and/or those with a medical condition that would warrant such use. This allowance is intended to be the exception rather than the rule and its intended application is to be 'in the spirit of the competition'.

## **Section 2.4: Webbing**

2.4.1 No webbing or belts carrying magazine pouches are to be used for support.

## **Section 2.5: Clothing**

2.5.1 Shooting Coats shall not have any devices to stiffen or restrict the body. The rifle sling must not be fixed to the clothing by any means, eg. buttons or straps. Leather jackets are specifically excluded, being inappropriate to this discipline. The coat may have shoulder and/or elbow pads.

2.5.2 No gloves or mittens are permitted, unless required for medical reasons.

### **Section 2.6: Optics**

2.6.1 No optical aids, eg. spotting scopes, binoculars, etc., are permitted during events, except under direction of a designated official for target checking.

### **Section 2.7: Exclusions**

2.7.1 Specific exclusions are:

2.7.1.1 Any sight which is not standard for the rifle to which it is fitted.

2.7.1.2 Speed lock timers (a device for reducing bolt lock time, when compared with that of the standard issue rifle).

2.7.1.3 Optical sights or inserts (save for Class F, T and J rifles using optical sights in events for those classes).

2.7.1.4 Bipods, except where fitted as standard, in which case it may remain on the rifle, but is not to be used except where permitted in a particular event (i.e. Class F and T).

2.7.1.5 Replacement triggers not conforming to the original pattern.

2.7.1.6 Replacement barrels not of military origin or not a faithful reproduction.

### **Section 2.8: Proof of Eligibility of Any Rifle**

2.8.1 Where there is any doubt as to the eligibility of a particular rifle or piece of equipment, the competitor may be required to provide documentary evidence that the rifle and any accessory meets the definitions of Section 2.

2.8.2 In all events, those accessories that are normally carried on the rifle or normal issue for the rifle, are permitted to be used in the competition, unless specified otherwise in these rules.

2.8.3 The Competition Committee shall disallow any rifle or piece of associated equipment where it is contrary to the spirit of the competition and/or where there is a doubt as to the authenticity of its Military origins, (*the onus of proof rests with the competitor*).

## **Section 2.9: Range Commands**

2.9.1 The commands are as follows:

**'LOAD'**

**'ACTION'**

**'IDENTIFY YOUR TARGET'**

**'INSTANT'**

**'FIRE'**

(**Note:** This command may be substituted by a whistle blast at the discretion of the RO. Competitors need to have been told during the event briefing that the command 'Watch and Shoot' replaces 'Fire' in some events, such as the 'Rapid' and 'Snap' events).

**'CEASE FIRE'**

(**Note:** This command may also be given by a whistle blast and again needs to be covered in the RO briefing. It may also be prefixed by prescribing rifle type in events, such as the '*Three Position*' due to the various times allowed per class of rifle).

**'UNLOAD'**

**'SHOW CLEAR'**

(**Note:** To be done by RO's if appointed and so signalled to the Chief RO before competitors are permitted to leave the firing point).

**'ARE THERE ANY PROTESTS'**

**'FIRING LINE CLOSED'**

(You May Collect Brass, Go Forward, Score and Patch)

## **Section 2.10 : States of Readiness**

Applicable rifle conditions and their definitions are:

2.10.1 **'Unloaded'**: A rifle is unloaded when there is no ammunition of any kind in the rifle or in the magazine attached to the rifle. (Note: If a detachable magazine is fitted, the magazine may be removed). The action must be open.

2.10.2 **'Loaded'**: For various classes '*loaded*' means:

- In all Classes save D and E rifles, there is ammunition in the magazine attached to the rifle, but that the chamber will be empty and the action will be either open or uncocked.
- Class D rifles, '*loaded*' means there is a cartridge in the breech, but the action is open.
- Class E rifles '*loaded*' means that there is a charge and projectile in the chamber, but no cap is on the nipple and the hammer is positioned at half cock.

2.10.3 **'Action'**: Action means that the rifle is ready to fire when:

- All Classes save E - a round is chambered, action is closed and the safety is applied fully.
- Class E - a cap is applied to the nipple (percussion), or flint lock is primed. Hammers at half cock.

2.10.4 **'Instant'**: Instant means the safety is released (Off) and the rifle will fire when the trigger is squeezed.

### **Section 2.11: Definition of Shooting Positions** ***(Including Provisions for Disabled Shooters)***

*Note: In defining these shooting positions it is assumed that the shooter is right handed; if left handed then the reverse applies.*

2.11.1 **'Prone Unsupported'**: The shooter may lie on the surface of the shooting station or use a mat. The body will extend on the shooting station with the head towards the target. Both hands and one shoulder only will support the rifle. The cheek may be placed against the butt in the sighting position. The rifle must not touch or rest against any other point or object. The rifle sling may be used.

2.11.2 **'Prone Supported'**: The shooter may lie on the surface of the shooting station or use a mat. The body will extend on the shooting station with the head towards the target. Both hands and one shoulder only will support the rifle. A bipod or other rest fitted as standard on the rifle and/or an improvised rest such as a filled sandbag or soldier's filled backpack may be used. A rifle sling may also be used as a shooting aide.

- 2.11.3 **‘Standing Unsupported’:** Standing erect on both feet without support of any kind for either the shooter or rifle. No part of the body or limbs is to touch the ground or any other object, except the soles of the feet or shoes. The rifle sling may be used.
- 2.11.4 **‘Standing Post’:** Standing erect on both feet and placing the left hand or rifle, or both, against a post erected for this purpose, while holding the fore-end of the rifle with the left hand, or resting the fore-end of the rifle on the left wrist or forearm. The rifle sling may be used.
- 2.11.5 **‘Sitting Post:** *‘Sitting Post’* shall be the same as *‘Standing Post’*, except that the shooter must either sit or kneel down. The matter of sitting or kneeling is left to the competitor’s own choice. The competitor will place their left hand or rifle, or both against the post and hold the fore-end of the rifle in the same manner as described for the *‘Standing Post’* position. The soles of the feet may rest against the post, but the legs are not to be wrapped around the post. The rifle sling may be used.
- 2.11.6 **‘Sitting/Squatting/Kneeling Unsupported’:** The shooter may sit, squat or kneel in any position, provided that no part of the shooter’s body above the level of the buttocks and no part of the shooter’s equipment, may come into contact with the ground or any object or structure. The rifle sling may be used.
- 2.11.7 **‘Alert Position:** This position will be adopted when standing and waiting with a rifle at *‘Action’* readiness state. The muzzle is pointed in a safe direction and the rifle held in both hands, with the butt stock visible below the elbow at waist level.
- 2.11.8 **Disabled Competitors:** A competitor who because of a physical handicap, cannot fire from the prescribed shooting positions as outlined in these rules, or who must use special equipment when firing, can petition the Competition Committee for permission to use modified positions or equipment. The Competition Committee is empowered at its discretion, to vary the above firing positions or equipment if a competitor so applies on the grounds of disability. A medical certificate is to be provided, where the disability is not obvious. Shooters adopting modified positions and/or equipment with authorisation from the Competition Committee, shall be eligible for all awards, trophies etc. under the provisions of this rules book and shall be treated as equal to other shooters in all respects.

- 2.11.9 **Safety (In Position):** In the interests of safety, all competitors must keep their bodies behind the firing line at all times, whilst shooting is in progress and be subject to the RO's commands. Allowance shall be made for fingers around the posts etc., extending slightly beyond the posts, but not beyond the firing line immediately in front of the posts.

### **Section 2.12: Malfunctions**

- 2.12.1 **Malfunctions:** Malfunctions of rifle or ammunition are not cause for re-shoots or extra time, except as outlined in Section 2.12.5 or 2.12.7.
- 2.12.2 **Deeming Rifles Unserviceable:** The Captain, RO or Range Safety Officer may deem any suspect rifle unserviceable. Once so deemed, the rifle shall be removed from the firing line and not re-admitted until cleared by the RO. The RO will be guided strictly by the principle that if there is any doubt, the rifle is to be disqualified from further range use until the problem has been positively rectified.
- 2.12.3 **Hang Fires:** Any ammunition batch in which a competitor experiences a 'Hang Fire' shall be removed from the firing point and not allowed in further competition at any time.
- 2.12.4 **Misfires:** In the event of a misfire, a competitor must not open the action of the rifle for at least 30 seconds, during which time the rifle must continue to pointed down range. It is the competitor's responsibility to inform the RO immediately of any such occurrence. If the extracted round shows a firing pin indentation, another round shall be allowed.
- 2.12.5 **Broken Rifle:** A competitor, whose rifle breaks or ceases to function, may at the discretion of the RO, change to another rifle of the same calibre and type, unless exceptional circumstances exist and are approved by the Competition Committee.
- 2.12.6 **Stuck Live Round:** *If a malfunction results in a stuck live round which cannot be simply removed from the breech end of the barrel, the firearm is to be made safe and removed from the range to a competent person. Under no circumstances is an attempt to be made to remove the round by insertion of a cleaning rod or similar, from the muzzle or front of the cylinder.*

2.12.7 **Permitted Re-shoot:** The RO only, may deem that a competitor has not received a fair opportunity due to some act of providence or unforeseen circumstance and permit the competitor another attempt. For example targets displaced or falling from target frames, a malfunction of any range equipment, or a misinterpretation of rules and/or range orders given by the RO or other range staff

**Section 2.13: Grading:**

<b>Grade</b>	<b>Score Required</b>
Grand Master Grade	147 Upwards
Masters Grade	142 to 146
A Grade	130 to 141
B Grade	110 to 129
C Grade	109 and downwards

2.13.1 Grading is to be controlled by Discipline Coordinators/Captains or alternatively, an appointment as agreed by State Combined Services Rifle Committees. New shooters are to be graded initially as 'Grand Master', until three scores are registered for a new grading. At the club or branch level, competitions at un-graded standard, may be conducted for new shooters, at the discretion of the club or branch committee.

**Note:** A junior is a class of shooter only and should be graded as per 2.13.2.

2.13.2 A shooter shall be promoted in grade on achieving three qualifying scores in recognised 3P competitive events in any time period.

2.13.3 Competitors are responsible for maintaining a grading card recording their scores over the twelve months preceding their entry to an event.

2.13.4 Shooters may apply for re-grading, if they have scored below their grading or not shot for the previous 12 months. The claim stating the circumstances, should be provided in writing to the State Sub-Committee Annual Meeting for approval or otherwise. Where this is approved, the competitor may be re-graded upwards for a further 13 months by shooting (once only) a higher grade score. Grading may only be reduced to the next grade below the current grading, once in a 12-month period.

**Section 2.14: National Proficiency Awards**

Award Level	Required Score	Approx. % of 150
Gold	142+	95

Silver	135 to 141	90
Bronze	127 to 134	85
Junior	110 to 126	75

2.14.1 Proficiency awards may be gained by application to the Combined Services Discipline Awards Secretary notified in the SSAA National Branch Directory. The awards are based on results from RO supervised 3 Positional Core Event shoots, with results entered on an Awards Application Form, certified by the Club Captain and forwarded to the Awards Secretary. Application Forms are available from the Awards Secretary and Club Captains. Note that the awards must be won in sequence, i.e. bronze, silver then gold.

### **Section 2.15: National Competition Medals**

2.15.1 The annual National Competition consists of the core 3 Positional event, a long range deliberate event (including separate sniper classes) and a rapid fire event and may include other supplementary shoots which are not core events. The '*Top Junior Medal*' is awarded in addition to other awards, as a first prize for the highest junior aggregate score for the competition. This does not preclude juniors from taking a position in the 'Top Gun' or 'Teams' events. National Competition Medals are awarded for the following events and grades:

EVENT	GRADE	Gold	Silver	Bronze	Notes
3 Positional	Grand Master	1	1	1	Gold = First
Core Event	Master	1	1	1	Silver = Second
	A	1	1	1	Bronze = Third
	B	1	1	1	
	C	1	1	1	
	Juniors	1	1	1	
	Modified/Accurised	1	1	1	
Rapid Fire	Open All grades	1	1	1	
	Juniors	1	1	1	
	Modified/Accurised	1	1	1	
Deliberate Event (Long Range)	Grand Master	1	1	1	
	Master	1	1	1	
	A	1	1	1	
	B	1	1	1	
	C	1	1	1	
	Juniors	1	1	1	
Deliberate Event (Long Range)	Modified/ Accurised	1	1	1	
Sniper	Class F1 rifles,	1	1	1	May be shot as a Supplementary Event 12., per Annex A.
Sniper	Class F2 rifles	1	1	1	
Tactical Rifle	Class T rifles	1	1	1	
Top Gun Open	Open All Grades	1	1	1	Top 3 aggregate scores for the shoot.
Top Juniors Medal	Open for Juniors only	1	Nil	Nil	Top aggregate score Junior for the shoot
Teams Event	Top 4 State Shooters	4	4	4	Highest aggregated scores for top 4 State shooters
Totals		26	25	25	
		Gold	Silver	Bronze	

## Section 2: Annexes

### Annex 2A: Courses of Fire

#### **MATCH 1 - THREE POSITION EVENT (3P) CORE EVENT**

<b>Range:</b>	100m	200m	300m
---------------	------	------	------

**Ammunition:** 30 Rounds

**Target:** Core Target – (see Annex 2B - Target 1).

**Position:** Prone, sitting/squatting/kneeling, standing - all unsupported

**Timings:**

<b>Range</b>	100m	200m	300m
<b>Timing</b>	4 mins	2 mins	1 min

**Procedure:**

**100m** -Competitors fire 5 rounds in each position (a total of 15 rounds in 4 mins) under the supervision of a referee.

**200m** - Competitors fire 5 rounds sitting, squatting or kneeling and 5 rounds prone ( a total of 10 rounds in 2 mins) under the supervision of a referee.

**300m** - Competitors fire 5 rounds prone under the supervision of a referee.

**Scoring:** 5, 4, 3, 2 and 1 points per hit.

<b>Range</b>	100 m	200 m	300 m
<b>Score</b>	75.15	50.10	25.5

**Highest possible Score = 150.30**

Central bulls are recorded to eliminate tied scores.

If a tie still remains after central bulls are counted, then the shooters will shoot off as follows:

<b>Grade - Shooter</b>	<b>Shots</b>	<b>Range(m)</b>	<b>Position</b>
Grand Master Grade	5	300	Prone
Master Grade	5	300	Prone
A Grade	5	200	Prone
B Grade	5	100	Prone
C Grade	5	100	Prone

### **Grading System for Core Events:**

<b>Grade - Shooter</b>	<b>Score</b>
Grand Master Grade	147 Upwards
Masters Grade	142 to 146
A Grade	130 to 141
B grade	110 to 129
C Grade	109 and below

*Note: Grading system for core events only. For supplementary events it is up to the discretion of the Host Club/Association.*

***The order of firing the above event is to the discretion of the State Host Branch, but must be fired either 100, 200, 300 or 300, 200, 100 metres and must be promulgated 3 months in advance of the competition.***

## **SUPPLEMENTARY EVENT**

### **MATCH 2 - LONG RANGE EVENT**

**Range:** 500m (or other selected distance).

**Ammunition:** 8 Rounds.

**Targets:** 1 or 2 x 600mm diameter (see Annex 2B - Target 2),  
or 1 or 2 x Core targets (see Annex 2B - Target 1).  
One or two targets may be used for the match, to be notified before the competition.

**Position:** Prone unsupported.

**Timing:** 60 seconds each phase.

**Procedure:**

**Phase 1:** A firing zone 3m x 3m square is marked out on flat ground. The competitor is given one minute's preparation time from entry into the firing zone to make ready, load and fire.

**Note:** *No range commands are given. The sixty second time limit commences from the sound of the first shot or end of the preparation time; whichever is first. The competitor fires a maximum of two shots at each target, unloads the rifle, leaves it on the ground in the firing zone and stands on both feet outside of the firing zone. The time stops when the shooter stands outside of the firing zone.*

**Phase 2:** Phase 1., is repeated.

**Scoring:** 5, 4, 3, 2 and 1 points per hit.

**Highest Possible Score = 40.8**

**Note:**

1. 5 points per second over time limit deducted.
2. Event score is total of both phases less any penalty incurred.
3. Extra shots fired incur 10 points per shot penalty.

**SUPPLEMENTARY EVENT**  
**MATCH 3 - RAPID FIRE A**

**Range:** 100m (or other selected distance).

**Ammunition:** Unlimited.

**Target:** 600mm diameter (see Annex 2B - Target 2) or  
Core Target - (see Annex 2B - Target 1).

**Position:** Standing Unsupported.

**Timings:**

<b>Class</b>	<b>Time Limit</b>
A, B, H	15 seconds
B4	7 seconds
D	20 seconds

**Procedure:** This event is shot individually in the '*Standing Unsupported*' position under the supervision of the Competition Officer (RO). The competitor is taken through the '*Fire*' command. The Competition Officer will clear each rifle after the '*Cease Fire*' command.

**Scoring:** On 600mm diameter targets 5 or 3 points per hit using scoring zones.  
On the Core target, 5, 4, 3, 2 or 1 points per hit.

**Highest Possible Score - depends on the number of hits.**

**Note:** Any shots fired after the '*Cease Fire*' command, will incur a 5 point penalty.

**SUPPLEMENTARY EVENT**  
**MATCH 4 - RAPID FIRE B**

**Range:** 100m (or other selected range)

**Ammunition:** 20 Rounds.

**Target:** 1 x 600mm diameter (see Annex 2B - Target 2),  
or Core Target - (see Annex 2B - Target 1).

**Position:** Prone unsupported.

**Timing:**

<b>Class</b>	<b>Time limit</b>
A, B, H	50 seconds
B4	35 seconds
D	60 seconds

**Procedure:** Competitors under direction of the Competition Officer (RO), take the rifle to the 'Action' state, lay it down, then stand up behind the rifle.

**Note:** *Muzzle to be pointed down range .*

*Phase 1:* On command or appearance of the targets, competitors adopt the firing position and engage the target with 5 rounds. Reload once more with 5 rounds and re-engage the target. Total to be fired is 10 rounds. The Competition Officer clears each rifle and referees record any unfired rounds or late shots.

*Phase 2:* Repeat the first phase.

**Scoring:** On 600mm diameter targets 5 or 3 points per hit using scoring zones.

***Highest Possible Score = 100.20***

On the Core target, 5, 4, 3, 2 or 1 points per hit.

***Highest Possible Score = 100.20***

- Notes:**
1. The next detail to act as referees and count shots fired.
  2. Shots fired after 'Cease Fire' incur a 10 point penalty per shot.
  3. Unfired rounds incur a 5 point penalty per round.

**SUPPLEMENTARY EVENT**  
**MATCH 5 - SNAP A**

**Range:** 100m (or other selected distance).

**Ammunition:** 10 Rounds.

**Target:** 1 x 600mm diameter (see Annex 2B - Target 2),  
or Core Target - (see Annex 2B - Target 1).

**Position:** Standing unsupported.

**Timing:** 5 exposures each of 6 seconds, with an interval of between 5 to 15  
seconds between exposures.

**Procedure:** Under the Competition Officer's (RO) direction, competitors go to  
'Instant' readiness and adopt the 'Alert' position. On appearance of the  
target, engage it with two (2) rounds per exposure, returning to the  
'Alert' position between each exposure. Reload during the competition  
as required.

**Scoring:** On the 600mm diameter target - 5 and 3 per hit using scoring zones.

**Highest Possible Score = 50.10**

On the Core target – 5, 4, 3, 2 or 1 points per hit.

**Highest Possible Score = 50.10**

**SUPPLEMENTARY EVENT**  
**MATCH 6 - SNAP B**

**Range:** 200m (or other selected distance).

**Ammunition:** 10 rounds.

**Target:** 1 x 600mm diameter (see Annex 2B - Target 2),  
or Core Target - (see Annex 2B - Target 1).

**Position:** Sitting or kneeling unsupported.

**Timing:** 10 exposures each of 3 seconds, with an interval of between 5 to 15  
seconds between exposures.

**Procedure:** Under the Competition Officer's (RO) direction, competitors adopt the  
'Sitting' or 'Kneeling' position and go to 'Instant' readiness.

On the appearance of the target, engage it with one (1) round per  
exposure.

*Note: Competitors may remain on the aim between exposures and  
reload during the competition as required.*

**Scoring:** On the 600mm diameter target - 5 and 3 per hit using scoring zones.

**Highest Possible Score = 50.10**

On the Core target – 5, 4, 3, 2 or 1 points per hit.

**Highest Possible Score = 50.10**

**SUPPLEMENTARY EVENT**

## MATCH 7 - SNAP C

**Range:** 300m (or other selected distance).

**Ammunition:** 10 rounds.

**Target:** 1 x 600mm diameter (see Annex 2B - Target 2),  
or Core Target - (see Annex 2B - Target 1).

**Position:** Prone unsupported.

**Timing:** 5 exposures each of 6 seconds with an interval of between 5 to 15  
seconds between exposures.

**Procedure:** Under the Competition Officer's (RO) direction, competitors adopt the  
'*Prone Unsupported*' position and go to '*Instant*' readiness.

On the appearance of the target, engage it with two (2) rounds per  
exposure.

*Note: Competitors may remain on the aim between exposures and  
reload during the competition as required.*

**Scoring:** On the 600mm diameter target - 5 and 3 per hit using scoring zones.

**Highest Possible Score = 50.10**

On the Core target – 5, 4, 3, 2 or 1 points per hit.

**Highest Possible Score = 50.10**

**SUPPLEMENTARY EVENT**  
**MATCH 8 - FALLING PLATE/BALLOON SHOOT (TEAM EVENT)**

**Range:** 200m (or other selected distance - but a minimum of 200m for safety reasons).

**Ammunition:** 10 rounds per competitor.

**Targets:** 10 metal plates each 300mm square,  
or 10 light coloured balloons inflated to approximately 300mm diameter.

**Position:** Prone unsupported.

**Procedure:** Under the Competition Officer's (RO) direction, competitors take rifles to the 'Loaded' state, lay them on the ground, then stand up behind the rifles.

On command, competitors adopt the prone unsupported position, take rifles to action, then instant and engage the targets.

*Note: If a competitor actions their rifle before they are in the prone position, the team will be automatically disqualified.*

The first team to knock down all the plates or burst all the balloons wins. In the event of a dead heat, the team with the most unfired rounds remaining shall be the winner.

- Notes:**
1. Teams can be from 2 to 5 firers, but ammunition per shooter remains at 10 rounds.
  2. Competition Officers are to check that only 10 rounds per competitor are taken on to the firing point.

**SUPPLEMENTARY EVENT**  
**MATCH 9 - DELIBERATE**

**Range:** 300m (or other selected distance).

**Ammunition:** 10 rounds.

**Target:** Core Target - (see Annex 2B - Target 1).

**Position:** Prone Unsupported.

**Timing:** 6 minutes.

**Procedure:** Competition Officer (RO) is to position competitors, give commands through to 'Fire', wait 6 minutes, then call 'Cease Fire'.

**Scoring:** 5, 4, 3, 2 and 1 points per hit.

**Highest Possible Score = 50.10**

**SUPPLEMENTARY EVENT**

## MATCH 10 - FOUR RANGE EVENT

**Range:** | 50m | 100m | 200m | 300m

**Ammunition:** 40 rounds.

**Targets:**

<i>Range(m)</i>	<i>Target</i>	<i>See Annex 2B - Target</i>
50	SSAA 8H	4
100	SSAA 8H	4
200	Mayleigh	5
300	Mayleigh	5

**Position:** Standing unsupported, standing post, sitting post, any field position, prone unsupported.

**Timings:** **50m** - 2 x 30 second phases.

**100m** - 2 x 5 minute phases.

**200m** - 2 x 5 minute phases.

**300m** - 10 minutes.

**Procedure:**

**50m Phase 1:** Competitors fire 5 rounds in 30 seconds from the ‘*Standing Unsupported*’ position, under the supervision of a referee. The action must be open, chamber empty, with butt of rifle visible below the elbow at waist height prior to the command ‘*Fire*’.

**50m Phase 2:** Repeat Phase 1.

**100m Phase 1:** Competitors fire 5 rounds from the ‘*Standing Post*’ position in 5 minutes, under supervision of a referee.

**100m Phase 2:** Repeat Phase 1., using the ‘*Standing Unsupported*’ position.

**200m Phase 1:** Competitors fire 5 rounds in the ‘*Sitting Post*’ position, in 5 minutes, under supervision of a referee.

**200m Phase 2:** Repeat Phase 1., using any *'Field'* position

**300m:** Competitors fire 10 rounds in the *'Prone Unsupported'* position in 10 minutes under the supervision of a referee.

**Scoring:**

Range	50m	100m	200m	300m
Score	100	100	100	100
Highest Possible Score = 400.40				

**Note:** Class D Rifles are allowed 45 seconds for 50m Phases.

**SUPPLEMENTARY EVENT**  
**MATCH 11 - RAPID FIRE 50 METRES**

**Range:** 50m.

**Ammunition:** 10 rounds.

**Target:** SSAA 8H Target - (see Annex 2B - Target 4).

**Position:** Standing unsupported.

**Timing:** 2 x 30 second phases.

**Procedure:**

**Phase 1:** Competitors fire 5 rounds in 30 seconds from the '*Standing Unsupported*' position under the supervision of a referee. The action must be open, chamber empty, with butt of rifle visible below the elbow at waist height prior to the command '*Fire*'.

**Phase 2:** Repeat Phase 1.

**Scoring:** 5, 4, 3, 2 and 1 points per hit.

**Highest Possible Score = 100.10**

**Note:** Class D Rifles are allowed 45 seconds for each Phase.

**SUPPLEMENTARY EVENT**  
**MATCH 12 - ACTION M**

**Range:** 100 metres

**Target:** Core Target - (see Annex 2B - Target 1).

**Ammunition:** 10 Rounds

**Position:** Prone – Standing – sitting kneeling or squatting – standing – prone  
(M)

**Timing:** 75 seconds.

**Procedure:** Start standing behind the rifle (loaded magazine of five (5) rounds, bolt closed, chamber empty, muzzle to be pointing down range).

On 'Fire' command competitor goes to the '*prone position*' and fires two shots, takes up the '*standing position*' and fires two shots, goes to the '*sitting, kneeling or squatting position*' and fires one shot, reloads the magazine with a further five rounds, fires the second shot than takes up the '*standing position*' fires two shots, and finally goes down to the '*prone position*' and fires the remaining two shots. (M)

2 Stand

4 Stand

**M**

1 Prone

3 Sit/Kneel

5 Prone

**Comments:** All positions are unsupported.  
When changing positions, actions are to remain open with the muzzle pointing down range.

**Scoring:** 5, 4, 3, 2 and 1 points per hit.

***Highest Possible Score = 50.10***

**Penalties:** (1) Shots fired after '*cease fire*' incur a ten point penalty per shot  
(2) Unfired rounds incur a five point penalty per round.

**SUPPLEMENTARY EVENT**  
**MATCH 13 - THREE RANGE EVENT**

- Range:** 100m 200m 300m
- Ammunition:** 30 rounds
- Target:** Core Target - (see Annex 2B - Target 1).
- Position:** Prone, sitting / squatting / kneeling, standing - all unsupported.
- Timing:** 2 minutes at each distance.
- Procedure:**
- 100m** - Competitors fire ten rounds in the standing unsupported position.
  - 200m** - Competitors fire ten rounds in the sitting / squatting / kneeling unsupported position.
  - 300m** - Competitors fire ten rounds in the prone unsupported position.
- Scoring:** 5, 4, 3, 2 and 1 points per hit.

**Highest Possible Score = 150.30**

**Note:** This event is intended as a return shoot to follow the Core Event and would most commonly be done in the order 300m -- 200m -- 100m.

## SUPPLEMENTARY EVENT

### MATCH 14 - LONG RANGE SNIPER EVENT (Class 'F' and 'T' Rifles)

**Range:** 500m (or other selected distance).

**Ammunition:** 12 Rounds.

**Targets:** 2 x 600mm diameter (see Annex 2B - Target 2),  
or 2 x Core targets (see Annex 2B - Target 1),  
or 2 x Mini Core Targets (see Annex – Target 6).

**Position:** Prone supported.

**Timing:** 90 seconds each phase.

#### **Procedure:**

**Phase 1:** A firing zone 3m x 3m square is marked out on the firing point on flat ground. The competitor is given one minutes preparation time from entry into the firing zone to make ready, load and fire.

**Note:** *No range commands are given, but each competitor is to be supervised by an RO. More than one competitor may fire the event at the one time. The ninety second time limit commences from the sound of the first shot or end of the preparation time; whichever is first.*

*The competitor fires a maximum of three shots at each target, unloads the rifle, leaves it on the firing point in the firing zone and stands on both feet outside of the firing zone. The time stops when the shooter stands outside of the firing zone. Any reloading during the shooting time is to the discretion of the firer, but is included in the ninety seconds time limit.*

**Phase 2:** Phase 1., is repeated.

**Scoring:** 5, 4, 3, 2 and 1 points per hit.

**Highest Possible Score = 60.12**

**Note:**

1. *5 points per second over time limit deducted.*
2. *Event score is total of both phases less any penalty incurred.*
3. *Extra shots fired incur 10 points per shot penalty.*

***SUPPLEMENTARY EVENT***

## MATCH 15 - THREE POSITION EVENT (3P) FOR CLASS 'E' RIFLE

<b>Range:</b>	100m	200m	300m
---------------	------	------	------

**Ammunition:** 15 Rounds

**Target:** Core Target – (see Annex 2B - Target 1).

**Position:** Prone, sitting/squatting/kneeling, standing - all unsupported.

**Timings:**

<b>Range</b>	100m	200m	300m
<b>Timing</b>	4 mins	4 mins	4 min

**Procedure:** **100m** - Competitors fire 5 rounds standing unsupported position under the supervision of a referee.

**200m** - Competitors fire 5 rounds sitting, squatting or kneeling under the supervision of a referee.

**300m** - Competitors fire 5 rounds prone under the supervision of a referee.

**Scoring:** 5, 4, 3, 2 and 1 points per hit.

<b>Range</b>	100 m	200 m	300 m
<b>Score</b>	25.5	25.5	25.5

**Highest possible Score = 75.15**

Central bulls are recorded to eliminate tied scores. If a tie still remains after central bulls are counted, then the shooters will shoot off per the competition committee arrangements.

**Note:** *The order of firing the above event is to the discretion of the State Host Branch, but must be fired either 100, 200, 300, or 300, 200, 100 metres and must be promulgated 3 months in advance of the competition.*

**SUPPLEMENTARY EVENT**  
**MATCH 16 - LONG RANGE EVENT FOR CLASS 'E' RIFLE**

**Range:** 300m (or other selected distance).

**Ammunition:** 8 Rounds.

**Targets:** 1 or 2 x 600mm diameter (see Annex 2B - Target 2),  
or 1 or 2 x Core targets (see Annex 2B - Target 1).  
One or two targets may be used for the match, to be notified before the competition.

**Position:** Free Style (including use of cross sticks).

**Timing:** 4 mins each phase.

**Procedure:**

**Phase 1:** A firing line is marked out on flat ground. The competitor is given one minute's preparation time from stepping up to the firing line to make ready, load and fire.

**Note:** *No range commands are given. The 4 minute time limit commences from the sound of the first shot or end of the preparation time; whichever is first. The competitor fires a maximum of two shots at each target, unloads the rifle, leaves it on the ground at the firing line and stands on both feet well to the rear of the firing line. The time stops when the shooter steps to the rear.*

**Phase 2:** Phase 1., is repeated.

**Scoring:** 5, 4, 3, 2 and 1 points per hit.

**Highest Possible Score = 40.8**

- Note:**
1. 5 points per second over time limit deducted.
  2. Event score is total of both phases less any penalty incurred.
  3. Extra shots fired incur 10 points per shot penalty.

## SUPPLEMENTARY EVENT

### MATCH 17 - THREE POSITION OPEN (3P) CLASS 'J' RIFLES ONLY

<b>Range:</b>	100m	200m	300m
---------------	------	------	------

**Ammunition:** 30 Rounds

**Target:** Core Target – (see Annex 2B - Target 1).

**Position:** Prone, sitting/squatting/kneeling, standing - all unsupported

**Timings:**

<b>Range</b>	100m	200m	300m
<b>Timing</b>	4 mins	2 mins	1 min

**Procedure:**

**100m** - Competitors fire 5 rounds in each position (a total of 15 rounds in 4mins) under the supervision of a referee.

**200m** - Competitors fire 5 rounds sitting, squatting or kneeling and 5 rounds prone ( a total of 10 rounds in 2 mins) under the supervision of a referee.

**300m** - Competitors fire 5 rounds prone (a total of 5 rounds in 1 minute) under the supervision of a referee.

**Scoring:** 5, 4, 3, 2 and 1 points per hit.

<b>Range</b>	100 m	200 m	300 m
<b>Score</b>	75.15	50.10	25.5

**Highest possible Score = 150.30**

Central bulls are recorded to eliminate tied scores. If a tie still remains after central bulls are counted, then the shooters will shoot off as follows:

*For supplementary events, it is up to the discretion of the Host Club or Association.*

***The order of firing the above event is to the discretion of the Competition Committee, but must be notified before the competition.***

**SUPPLEMENTARY EVENT**  
**MATCH 18 - THREE POSITION (3P) CORE EVENT**  
**FOR .310 CADET / .22 TRAINING RIFLES**  
**( MAY BE SEPARATE CLASSES)**

<b>Range:</b>	50m	75m	100m
---------------	-----	-----	------

**Ammunition:** 30 Rounds

**Target:** 600 mm x 600 mm – (see Annex 2B - Target 6).

**Position:** Prone, sitting/squatting/kneeling, standing - all unsupported

**Timings:**

<b>Range</b>	50m	75m	100m
<b>Timing</b>	4 mins	2 mins	1 min

**Procedure:**

**50m** - Competitors fire 5 rounds in each position (a total of 15 rounds in 4 mins) under the supervision of a referee.

**75m** - Competitors fire 5 rounds sitting, squatting or kneeling and 5 rounds prone ( a total of 10 rounds in 2 mins) under the supervision of a referee.

**100m** - Competitors fire 5 rounds prone (a total of 5 rounds in 1 minute) under the supervision of a referee.

**Scoring:** 5, 4, 3, 2 and 1 points per hit.

<b>Range</b>	50 m	75 m	100 m
<b>Score</b>	75.15	50.10	25.5

**Highest possible Score = 150.30**

Central bulls are recorded to eliminate tied scores.

## **SUPPLEMENTARY EVENT**

### **MATCH 19 - 50 METRE COMBINED RIFLE AND PISTOL EVENT**

**Range:** 50 Metres

**Ammunition:** 10 Rounds Rifle and 12 Rounds Pistol

**Target:** 600 mm x 600 mm ( see Annex 2B - Target 6)  
and Military Pistol Target 2001 (see Annex 3C).

**Position:** Standing and Prone Unsupported

**Timing:** 3 Minutes

**Procedure:** Stand at firing line with all required equipment. (All firearms unloaded)  
On start signal from the standing position, load the rifle and engage the 600 x 600 (Mini Core) target with 10 rounds.  
After expending the 10 rounds, place rifle on ground with the action open, muzzle pointing down range and adopt the prone position. Load the pistol and engage the pistol target with 12 rounds.

**Scoring:** As per target value.

**Highest possible Score = 170.22**

Central bulls are recorded to eliminate tied scores.

**SUPPLEMENTARY EVENT**  
**MATCH 20 - THREE RANGE EVENT for .310 CADET**

**Range:** 25m, 50m, 75m

**Ammunition:** 30 Rounds

**Target:** SSAA Official 50 Metre Slow Fire Target (see Annex 2B - Target 7)

**Position:** Standing, Sitting/Squatting/Kneeling, Prone all unsupported.

**Timing:** 5 minutes at all distances

**Procedure:**

**25m** - Competitors fire 10 rounds from the standing position under the supervision of a referee.

**50m**- Competitors fire 10 rounds from the sitting, squatting or kneeling position under the supervision of a referee

**75m**- Competitors fire 10 rounds from the prone position under the supervision of a referee.

**Scoring:** As per target value.

**Highest possible Score = 300.30**

Central bulls are recorded to eliminate tied scores.

## Annex 2B: Targets

### Target 1: Core Target (1200mm X 1200mm)

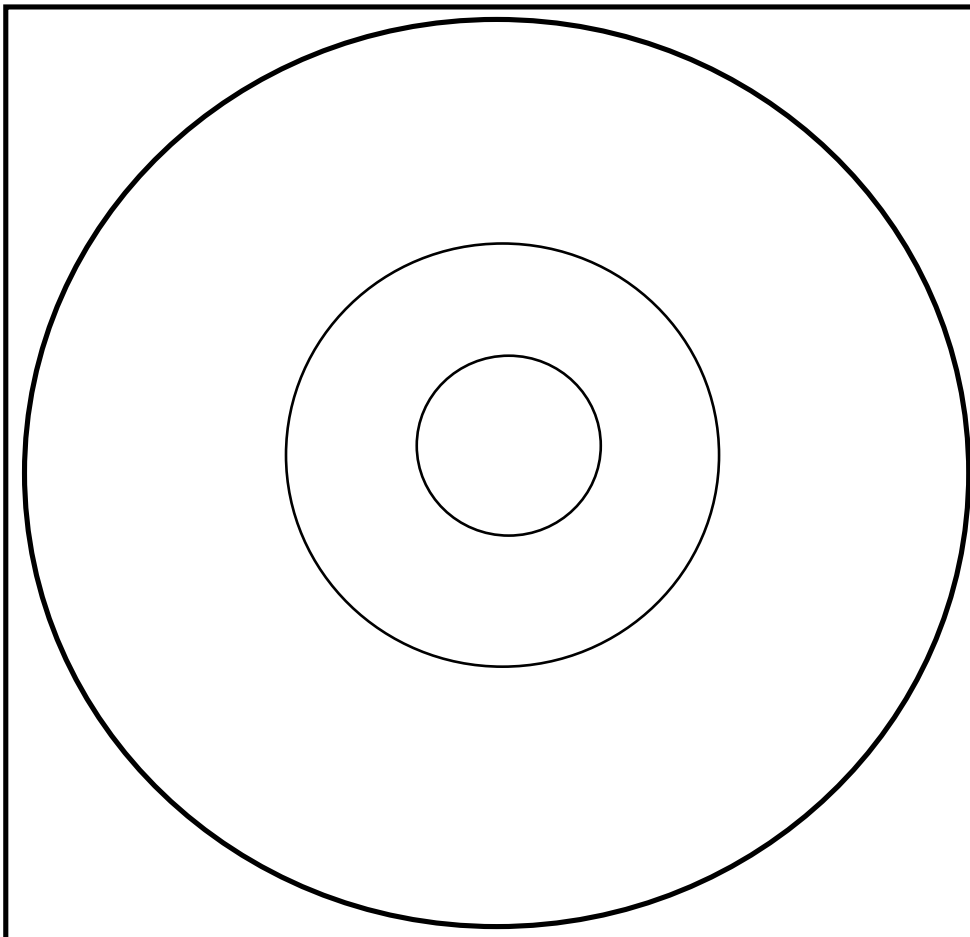


**Background: Yellow**

**Aiming Mark: Black**

<b>Dimensions</b>	<b>Diameter</b>	<b>Value</b>
Central	150mm	5.1
Bull	300mm	5
Inner	600mm	4
Magpie	900mm	3
Outer	1200mm	2
Rest of Target		1


**Target 2: 600mm Diameter Target**



**Colour:** Black

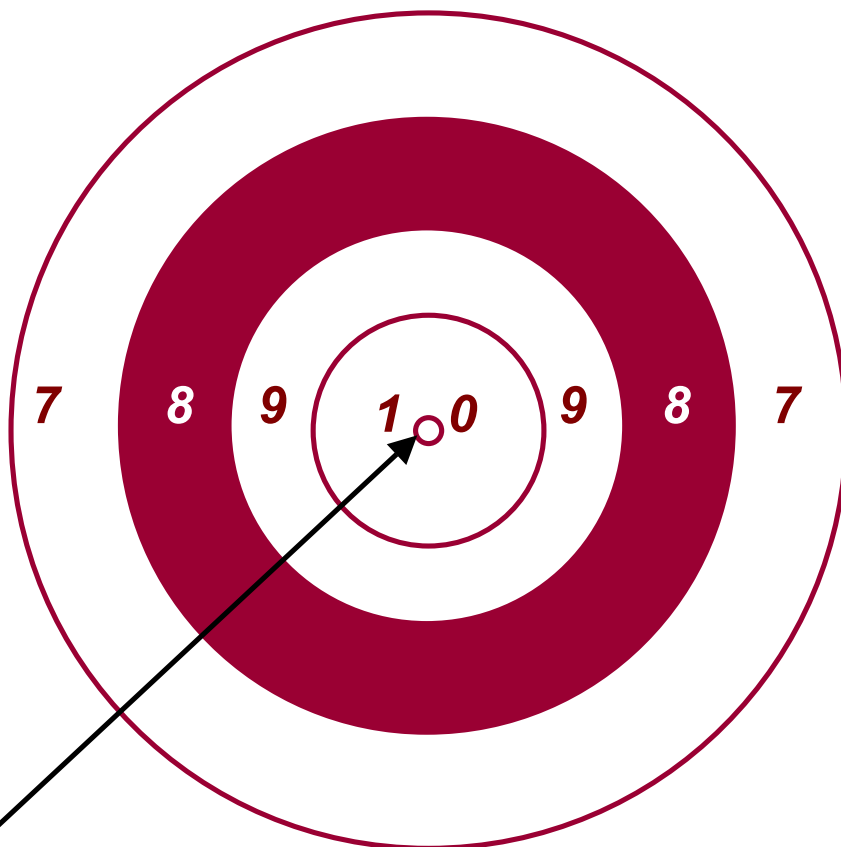
Dimensions	Diameter	Value
Central	150mm	5.1
Bull	300mm	5
Inner	600mm	3

***Target 3: Falling Plate Target***



Colour: Optional.  
Dimensions: 300mm square.

**Target 4: SSAA 8H Target**

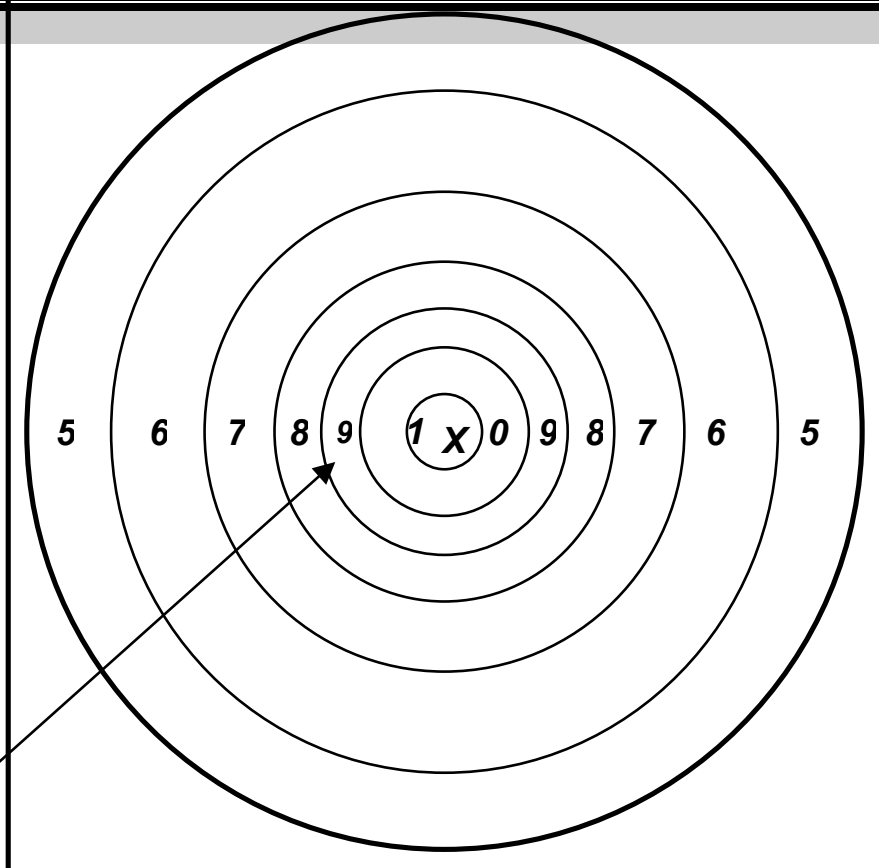


**Dimensions**

X Ring 10.1	20 mm
10 ring	76mm
9 Ring	160mm
8 Ring	238mm
7 Ring	314mm

**Target 5: Mayleigh Target**

**(Equivalent to NRA Rifle)**



**Dimensions**

X Ring 10.1	42 mm
10 ring	100mm
9 Ring	180mm
8 Ring	260mm
7 Ring	340mm
6 Ring	420mm
5 Ring	500mm

**Target 6: Mini Core Target (600mm X 600mm)**



**Background: Yellow**

**Aiming Mark: Black**

<b>Dimensions</b>	<b>Diameter</b>	<b>Value</b>
Central	75mm	5.1
Bull	150mm	5
Inner	300mm	4
Magpie	450mm	3
Outer	600mm	2
Rest of Target		1

**Target 7: SSAA Official 50 Metre Slow Fire Target**



**Dimensions**

**X Ring 10.1 25mm**

<b>10 ring</b>	<b>50mm</b>	<b>5 Ring</b>	<b>300mm</b>
<b>9 Ring</b>	<b>100mm</b>	<b>4 Ring</b>	<b>350mm</b>
<b>8 Ring</b>	<b>150mm</b>	<b>3 Ring</b>	<b>400mm</b>
<b>7 Ring</b>	<b>200mm</b>	<b>2 Ring</b>	<b>450mm</b>
<b>6 Ring</b>	<b>250mm</b>	<b>1 Ring</b>	<b>500mm</b>

## **Section 3: Pistol Specifications and Definitions**

### **Section 3.1: General**

Pistols must be a service pistol of a type conforming to the specifications and class appearing below. Pistols must comply with the State Firearms Legislation for the State of residency of the member, who must also possess the appropriate pistol licence and registration.

3.1.1 **Service Pistol.** 'A pistol either an original or faithful reproduction, which is/has been on regular issue to a defence force.'

3.1.2 **Defence Force.** 'The normal Army, Air or Naval Forces of a country.'

3.1.3 **Law Enforcement/Police Force.** 'A force which is sponsored by a recognised government in which members routinely carry side arms and/or have a defence/law enforcement role or organisation, eg. prison services, police, coastguard, etc.'

3.1.4 **Competition Committee.** 'The 'Competition Committee' comprises the members of the host Association or Branch committee, responsible for the preparation and management of a National or State title competition.'

3.1.5 **Approved Pistol Modifications.** These are permissible if:

3.1.5.1 they are required to comply with the firearm owners' state laws; and/or

3.1.5.2 the pistol is to be used in an accurised or modified competition.

### **Section 3.2: Classes of Pistols**

3.2.1 Pistols used in Combined Services Pistol competition will comply with one of the following classes:

#### **Class 1– Defence**

*Definition:* An original issue or faithful reproduction centre fire service hand gun (modified barrel length or calibre only, to comply with national and state laws), either a revolver or semi-automatic, which is, or has been, on regular issue to an army, navy or air-force.

### **Class 2 – Law Enforcement/Police**

*Definition:* An original issue or faithful reproduction centre fire service handgun (modified barrel length or calibre only, to comply with national and state laws), either a revolver or semi-automatic, which is, or has been, on general issue to defence/law enforcement organisations. (A Class 1 handgun shall not be classed as a Class 2 handgun.)

### **Class 3 – Accurised/Modified/Target**

*Definition:* Any Class 1 or 2 service issue centre fire handgun or faithful reproduction that has been modified from its original specification, either post-production or at the factory. eg. target shooting adjustable sights, hand customised grips, barrels, triggers systems and trigger saddles, compensators, etc.

### **Class 4 - Rimfire**

*Definition:* Any rimfire handgun that substantially replicates the functions of a class 1, 2 or 3 handgun.

### **Class 5 - Black Powder**

*Definition:* Any original issue or faithful reproduction black powder military handgun either a single shot or revolver, which has been on general issue to an army, navy, police or para military force.

- 3.2.2 The Competition Committee will assign the class for any pistol should there be doubts as to which class is appropriate.
- 3.2.3 Pistols that have been assigned to a particular class, shall only be used to compete in that class. A person may compete once only in each class in a match by using a different class of pistol.
- 3.2.4 In any registered Tournaments, events for Class 1 and 2 pistols will be scheduled before equivalent events for Class 3, 4 and 5 pistols.

### **Section 3.3: Trigger Pulls**

- 3.3.1 Trigger weight of pull must not be less than 1360 grams.
- 3.3.2 Trigger testing may be conducted at any time. Both stages of double action triggers on revolvers must comply in both stages.

### **Section 3.4: Holsters**

3.4.1 Holsters must be practical, safe, serviceable and fit the pistol. In supplementary events where there is a requirement to draw from the holster, the competitor must hold their States qualification and the holster must be of a type that covers the trigger.

### **Section 3.5: Clothing**

3.5.1 Gloves or mittens are not permitted during actual shooting unless required for reasons of incapacity. Such conditions should be supported by a doctor's certificate.

### **Section 3.6: Optics**

3.6.1 Optical aids including telescopic, red dot and optical sights, spotting scopes, binoculars etc., are not permitted during the competition, except under direction of a designated official for target checking.

3.6.2 A competitor may not use or wear any optical aids or devices of any type, which provide an unfair advantage to that competitor.

### **Section 3.7: Proof of Pistol Eligibility**

3.7.1 Where there is any doubt as to the eligibility of a particular pistol or any piece of equipment, the competitor is required to provide documentary evidence that the pistol and any accessory, complies to one of the categories as defined in Section 3.2.

3.7.2 In all events, those accessories that are normally carried with the pistol or are normally issued with the pistol, are permitted, save for butt fittings, which are not permitted in competition.

3.7.3 At State or National Championships there must be a minimum of two, (preferably three) scrutineers to assess guns presented. At least one scrutineer must be experienced from a previous State or National Championship. At National Championships, the scrutineer team should, where possible, consist of members of other States attending. The Competition Committee may disallow any pistol or piece of equipment, where it is contrary to the spirit of the competition and/or where there is any doubt as to the authenticity of its military origins. (the onus of proof rests entirely with the competitor).

### **Section 3.8: Range Commands**

3.8.1 Range commands used will be:

**'LOAD'**

**'ACTION'**

**'IDENTIFY YOUR TARGET'**

**'INSTANT'**

**'FIRE'**

(Note: This command may be substituted by a whistle blast at the discretion of the Range Officer.)

**'CEASE FIRE'**

(Note: This command may also be given by a whistle blast.)

**'UNLOAD & SHOW CLEAR'**

**'INSPECT PISTOLS'**

(Note: To be done by referees and so signalled to the range officer before competitors are permitted to leave the firing point.)

**'ARE THERE ANY PROTESTS?'**

**'ACTION FORWARD, HAMMER DOWN AND HOLSTER'**

(Issued to each individual by safety officer)

**'CLEAR THE FIRING LINE'**

**'THE FIRING LINE IS CLOSED, NO HANDLING OF FIREARMS ON THE FIRING LINE'**

**'YOU MAY MOVE FORWARD, COLLECT BRASS, SCORE AND PATCH'**

### **Section 3.9: Conditions of Pistol Readiness**

3.9.1 Conditions of pistol readiness and their definitions are:

3.9.2 **'Unloaded'**: A pistol is deemed to be *'unloaded'* when there is no ammunition or cartridge case/s in the chamber(s) and when the magazine is totally empty. Any detachable magazines must be removed from the pistol.

3.9.3 **'Loaded'**: A pistol is deemed to be *'loaded'* when there is no ammunition in the chamber and when a magazine containing ammunition is inserted into the pistol. For revolvers, ammunition is inserted into the chambers and the cylinder is **open**. In this condition, the hammer is **not** cocked.

3.9.4 **'Action'**: A pistol is deemed to be in the *'action'* condition when both the chamber and magazine contains live rounds, the hammer is cocked and the safety mechanism is applied where fitted. For double action self-loading pistols, the safety catch is to be applied. In revolvers the cylinder is closed and the hammer down or at half cock.

3.9.5 **'Instant'**: A pistol is deemed to be in the *'instant'* condition when both the chamber and magazine contains live rounds, the hammer is cocked and the safety catch is *'off'*. For revolvers and double action self-loading pistols, the hammer may be cocked.

**Note:** *At all times the trigger finger must remain outside the trigger guard, until the 'Fire' command is given.*

### **Section 3.10: Definition of Shooting Positions**

3.10.1 In describing these positions, it is assumed that the competitor is right handed and if, left handed then the opposite applies.

3.10.2 **'Strong Hand Only'**: The shooting arm shall not receive support from the non-shooting arm.

3.10.3 **'Unsupported'**: In this position the pistol shall be supported only by part of the competitor's body and not resting on any other object or the ground.

3.10.4 **'Prone'**: In this position the competitor lies full length on the ground with their hands extended forward. No part of competitor's body may extend over the firing line. The pistol is to be held as required by the match rules.

- 3.10.5 **‘Sitting or Kneeling’**: No part of the body above the waist may come into contact with the ground, nor may the competitor touch the firing line or barricade with any part of the body, or extend their feet over the firing line. The pistol is to be held as required by the match rules.
- 3.10.6 **‘Standing unsupported’**: The feet may not touch or extend over the firing line. The pistol is to be held as required by the match rules.
- 3.10.7 **‘Standing Post’**: Supporting the hand, pistol or both against the post, or resting the pistol on the wrist or forearm.
- 3.10.8 **‘Sitting Post’**: Sitting as described for the Standing Post position. The soles of the feet may rest against the post, but the legs are not to be wrapped around the post.
- 3.10.9 **‘Instinctive Crouch’**: The intent of this shooting position is that the pistol is to be fired unsighted. When firing from this position, no part of the pistol may be above shoulder level. The feet may not touch or extend over the firing line. The pistol is to be held as required by the match rules.
- 3.10.10 **‘Ready’**: This position will be adopted when standing and waiting with a pistol in the “*action*” condition. The pistol muzzle is pointed at 45 degrees (down).
- 3.10.11 **‘Disabled competitors’**: The competition committee may at its discretion with due regard to the circumstances, modify the above firing positions if a competitor so requests on the grounds of disability.
- 3.10.12 **‘Firing Line Safety’**: In the interests of safety, all competitors must keep all parts of their bodies behind the firing line at all times while shooting is in progress. Allowance shall be made for fingers around the posts etc, extending slightly beyond the posts but in any case, the pistol should not extend beyond the firing line immediately in front of the posts.

### **Section 3.11: Malfunctions**

- 3.11.1 **Malfunctions**: Pistol or ammunition malfunction is not justification for re-shoots or extra time, save for the discretion of the range officer allowed in Section 3.11.7.

- 3.11.2 **Deeming Pistols Unserviceable:** The competition officer, range officer, or safety officer may deem any pistol unserviceable. Once so deemed, the pistol is to be physically tagged, removed from the firing line and not re-admitted until authorised by the same range officer. The range officer is guided strictly by the principle that if there is any doubt whatsoever, the pistol is to be disqualified from further use until the problem has been positively rectified.
- 3.11.3 **Hangfires:** Any ammunition batch in which a competitor experiences a “Hang Fire” shall be removed from the firing point and not allowed in further competition at any time
- 3.11.4 **Misfires:** In the event of a misfire, a competitor must not open the action of the pistol for at least 30 seconds, during which time the pistol must continue to be pointed down range. It is the competitor’s responsibility to inform the RO immediately of any such occurrence. If the extracted round shows a firing pin indentation, another round shall be allowed and the competitor allowed to continue the event.
- 3.11.5 **“Stuck Live Round: If a malfunction results in a stuck live round which cannot be simply removed from the breech end of the barrel, the firearm is to be made safe and removed from the range to competent person. Under no circumstances is an attempt to be made to remove the round by insertion of a cleaning rod or similar, from the muzzle or front of the cylinder.”**
- 3.11.6 **Broken Pistol:** A competitor whose pistol breaks or ceases to function, may at the discretion of the range officer, change to another pistol of the same calibre and type, unless exceptional circumstances exist and are approved by the Competition Committee, e.g. in the case where the same type and calibre pistol is not available, another replacement may be allowed.
- 3.11.7 **Range Officer Discretion to Re-shoot:** The RO, in exceptional circumstances may permit a competitor to re-shoot, e.g. where a target may break mid shoot, or a shooter is the innocent participant in a circumstance breaching these rules.

### **Section 3.12: Gradings**

- 3.12.1 Graded competitors are those who are officially graded in the SSAA Combined Services Pistol competition to these rules.
- 3.12.2 A shooter shall be promoted in grade on achieving three qualifying scores in recognised 3P competitive events in any time period. Gradings applicable are as follows:

<b>Grade</b>	<b>Score Required</b>
Grand Master	353 - 360
Master	340 - 352
A Grade	320 - 339
B Grade	300 - 319
C Grade	299 and downwards

- 3.12.3 Ungraded competitors, are competitors who do not have a current SSAA Combined Services pistol competition grade.
- 3.12.4 Gradings are to be controlled by Discipline Coordinators/Captains or alternatively, an appointment as agreed by State Combined Services Discipline Committees. New shooters are to be graded initially as '*Grand Master*', until 3 scores are registered for a new grading.
- 3.12.5 Shooters may apply for re-grading, if they have scored below their grading or not shot for the previous 12 months. The claim stating the circumstances, should be provided in writing to the State Sub-Committee Annual Meeting for approval or otherwise. Where this is approved, the competitor may be re-graded upwards for a further 13 months by shooting (once only) a higher grade score. Gradings may only be reduced to the next grade below the current grading, once in a 12 month period.
- 3.12.6 National Combined Services Pistol Grading Cards are available free to all SSAA clubs from the SSAA National Membership Office. Scores from registered matches, are to be recorded on each competitors grading card at the conclusion of the match by the range officer, or competition officer. Any required grading change

will also be noted at that time on the grading card. The following data must be entered onto the individual blanks on the grading card upon receipt:

- Competitors name and club;
- Current grading, and
- Record of scores

3.12.7 It is the competitor's responsibility to have a current grading card, and to present it when required. Any competitor who cannot present such evidence will shoot in the highest grade contested.

### **Section 3.13: National Proficiency Awards**

<b><i>Award Level</i></b>	<b><i>Required Score</i></b>	<b><i>Approx % of 360</i></b>
Gold	340+	94
Silver	320 - 339	88
Bronze	300 - 319	83
Junior (below 18 years of age)	250+	69

3.13.1 Proficiency awards may be gained by application to the Combined Services Discipline Awards Secretary notified in the SSAA National Branch Directory. The awards are based on results from RO supervised '*Match 1. - Three Position Event*' (3P) shoots, with such results entered on an '*Awards Application Form*', certified by the Club Captain and forwarded to the Awards Secretary. Application Forms are available from the Awards Secretary and Club Captains. Note that the awards may only be won in sequence, i.e. bronze, silver then gold, with bronze claimed before silver and so forth.

### **Section 3.14: National Competition Medals**

- 3.14.1 The annual National Combined Services Pistol Competition will be competed in two sections with the section for Class 1 made up of the core '*Match 1. -Three Position Event*' (3P), a long range event and a rapid-fire event and may include other supplementary shoots which are not core events. The section for Class 2 will be made up of a core '*Match 1. - Three Position Event*' (3P) and a long range event. A '*Top Junior Medal*' is awarded as a first prize for the highest junior aggregate score for the competition. National Competition Medals may be awarded for the following events and grades with only Class 1 guns eligible for Top Gun and Teams Events. ( NB There is a set quota of 40 medals and any requirements above this are the host branch's responsibility.)

<b>Event</b>	<b>Grade</b>	<b>Gold</b>	<b>Silver</b>	<b>Bronze</b>	<b>Notes</b>
<b>Core Three Position Event Class 1  Both Classes</b>	Grand Master	1	1	1	National Champion will be the Winner of the Core Event
	Master	1	1	1	
	A	1	1	1	
	B	1	1	1	
	C	1	1	1	
	Juniors	1	1	1	
<b>Rapid Fire Class 1  Both Classes</b>	Open All grades	1	1	1	
	Juniors	1	1	1	
<b>Long Range Event (Class 1)  Both Classes</b>	Open All grades	1	1	1	
	Juniors	1	1	1	
<b>State Team Event Class 1</b>	Open Top 4 Shooters for all medal events	4	4	4	
<b>Top Gun Class 1</b>	Top aggregate score for the competition	1	1	1	The combined scores of the Core, Rapid Fire and Long Range Events
<b>Top Juniors Medal</b>	Open for Juniors	1			Top aggregate score Junior for the shoot

<b>Core Three Position Event Class 2</b>	Grand Master	1	1	1	
	Master	1	1	1	
	A	1	1	1	
	B	1	1	1	
	C	1	1	1	
<b>Long Range Event (Class 2)</b>	Open All grades	1	1	1	

### **Section 3: Annexes**

#### **Annex 3A: Range Rules And Safety Orders Combined Services Pistol Practices**

All commands by the Range Officer (RO) and appointed Assistant Range Officers are to be obeyed instantly and without fail.

All firearms must be cleared by an authorised RO before their placement in holsters. Before competition/practice, shooters are not to holster their pistols until authorised by an appointed range/safety officer. All pistols are to remain holstered or cased until otherwise directed by the range officer.

Firearms are not to be handled unless on the firing line or in a designated safe area. There is to be no handling of firearms whilst shooters are down range. Pistols are to be taken from carry bags only in a designated safe area or at the firing line, under the supervision of a RO, or, another shooter should a RO not be in attendance.

All shooters are to wear aural and eye protection whilst shooting. Spectators are advised to wear the same protection. Those who fail to wear such protection do so at their own risk.

All firing is to be on the command of the RO. All range commands, i.e. *“Load, Action, Fire, Cease Fire, Unload and Show Clear”* and whistle blasts are at all times to be complied with. Safety catches are to be applied when in the *“Action”* condition.

When on the firing line, firearms are to be pointing down range at all times. Fingers are to remain off triggers and outside the trigger guards, unless actually firing.

Spectators are to remain behind the defined Safety Line

No one is to enter a designated safe area with a firearm unless it has been cleared by an appointed range/safety officer. Absolutely no ammunition is to be taken into a designated **“Safe Area.”**

In the event of an *‘accidental discharge’ (AD)/‘unauthorised discharge’ (UD)*, the RO will call *“Stop”*. On this command, all shooters are to apply safety mechanisms and keep their firearms pointed down range, until the RO has investigated the reason for the AD/UD. Any shooter responsible for an AD/UD will be suspended from that detail and asked to show cause for not being suspended from that day’s shooting. The RO’s discretion will apply and be final.

To ensure the smooth conduct of each detail and to minimise delays and distractions, shooters are not to recover spent brass until the range is closed following each practice.

Following the competition/practice, shooters are required to present their membership/attendance card to the RO (or his/her representative) for endorsement.

These fundamental Range Rules and Safety Orders are for the safe and smooth conduct of each shooting practice. It is in the interests of all participants to adhere to the above rules and orders. Persons who fail to abide by the above rules and orders may be expelled from the range at the absolute discretion of the duty RO.

## **ANNEX 3B: COURSES OF FIRE**

**Competition Committees will conduct the following competitions using the SSAA Military Pistol Target 2001**

### **MATCH 1 - THREE POSITION EVENT (3P) CORE EVENT**

<b>Ranges</b>	25m	15m	7m
---------------	-----	-----	----

**Pistol Type:** All classes 1, 2 & 3

**Ammunition:** 36 Rounds

**Target:** SSAA Military Pistol Target 2001

**Standard:** For each practice, the shooter adopts the 'Ready' position, on the firing line with the pistol condition - 'Loaded'.

**Procedure: 25 metres**

<b>Practice</b>	<b>Rounds Fired</b>	<b>Position</b>	<b>Timing</b>
Practice 1	6	Standing Unsupported -Freestyle	30 secs
Practice 2	6	Sitting Unsupported - Freestyle	30 secs

**Total of 12 Rounds**

**Procedure: 15 metres**

<b>Practice</b>	<b>Rounds Fired</b>	<b>Position</b>	<b>Timing</b>
Practice 3	6	Standing Unsupported - Strong Hand	20 secs
Practice 4	6	Kneeling Unsupported - Freestyle	20 secs

**Total of 12 Rounds**

**Procedure: 7 metres**

<b>Practice</b>	<b>Rounds Fired</b>	<b>Position</b>	<b>Timing</b>
Practice 5	6	Standing Unsupported - Freestyle	5 secs
Practice 6	6	Kneeling Unsupported - Strong Hand	10 secs

**Total of 12 Rounds**

**Scoring:** Each practice (*Practices 1 to 6*) 60.6 points. All hits scored at true target value.

**Highest possible score: 360.36**

Centre X Bulls are scored to eliminate tied scores.

**SUPPLEMENTARY EVENT**  
**MATCH 2 - THREE POSITION - DELIBERATE**

**Pistol Type:** All classes 1, 2 & 3

**Range:** 25m

**Ammunition:** 18 Rounds

**Target:** SSAA Military Pistol Target 2001

**Timing:** 180 Seconds

<b>Positions:</b> (Unsupported)	Standing Freestyle	Kneeling/Sitting Freestyle	Prone Freestyle
------------------------------------	--------------------	-------------------------------	-----------------

**Procedure:**

Shooter adopts the 'Ready' position, on the firing line with the pistol condition - 'Loaded'.

On the command 'Fire', the shooter

- engages the target with 6 rounds from the 'Standing' position, then
- adopts the 'Kneeling/Sitting' position, reloads 6 rounds, engages the target,
- adopts the 'prone' position, reloads 6 rounds and engages the target with the final 6 rounds.

**Total of 18 Rounds**

**Scoring: Highest possible score: 180.18.**

All hits scored at true target value.

Centre X Bulls are scored to eliminate tied scores.

**SUPPLEMENTARY EVENT**  
**MATCH 3 - STANDING DELIBERATE - 25M**

- Pistol Type:** All classes 1, 2 & 3
- Range:** 25m
- Ammunition:** 12 Rounds
- Target:** SSAA Military Pistol Target 2001
- Timing:** 120 Seconds
- Position:** Standing Unsupported Freestyle

**Procedure:**

Shooter adopts the '*Ready*' position, on the firing line with the pistol condition - '*Loaded*'.

On the command '*Fire*', the shooter:

- engages the target with 6 rounds from the '*Standing*' position, then reloads 6 rounds and re-engages the target.

**Total of 12 Rounds**

**Scoring:**

**Highest possible score: 120.12.**

All hits scored at true target value.

Centre X Bulls are scored to eliminate tied scores.

**SUPPLEMENTARY EVENT**

## **MATCH 4 - STANDING DELIBERATE - 15M**

**Pistol Type:** All classes 1, 2 & 3

**Range:** 15m

**Ammunition:** 12 Rounds

**Target:** SSAA Military Pistol Target 2001

**Timing:** 90 Seconds

**Position:** Standing Unsupported

### **Procedure:**

Shooter adopts the '*Ready*' position, on the firing line with the pistol condition - '*Loaded*'.

On the command '*Fire*', the shooter:

- engages the target with 6 rounds from the '*Standing*' position with a two handed grip, then
- reloads 6 rounds and re-engages the target with the strong hand only.

**Total of 12 Rounds**

**Scoring: Highest possible score: 120.12.**

All hits scored at true target value.

Centre X Bulls are scored to eliminate tied scores.

**SUPPLEMENTARY EVENT**  
**MATCH 5 - KNEELING DELIBERATE - 15M**

- Pistol Type:** All classes 1, 2 & 3
- Range:** 15m
- Ammunition:** 12 Rounds
- Target:** SSAA Military Pistol Target 2001
- Timing:** 30 Seconds
- Position:** Kneeling Unsupported Freestyle

**Procedure:**

- The pistol in the 'Loaded' condition, is placed on the mat at the firing line.
- The shooter retires to a designated line behind the firing line, no more than 4 metres to the rear.
- On the command 'Fire', the shooter moves to the firing line, adopts the 'Kneeling' position picks up the pistol and engages the target with 12 rounds.

**Total of 12 Rounds**

**Scoring: Highest possible score: 120.12.**

All hits scored at true target value.

Centre X Bulls are scored to eliminate tied scores.

**SUPPLEMENTARY EVENT**

## **MATCH 6 - STANDING RAPID FIRE - 15M**

**Pistol Type:** All classes 1, 2 & 3

**Range:** 15m

**Ammunition:** 6 Rounds

**Target:** SSAA Military Pistol Target 2001

**Timing:** 5 Seconds

**Position:** Standing Unsupported Freestyle

### **Procedure:**

Shooter adopts the '*Ready*' position, on the firing line with the pistol condition - '*Loaded*'.

- On the command '*Fire*', the shooter engages the target with 6 rounds rapid fire.

**Total of 6 Rounds**

**Scoring: Highest possible score: 60.6.**

All hits scored at true target value.

Centre X Bulls are scored to eliminate tied scores.

Rounds fired after '*Cease Fire*' are deducted at 10 points per hit.

**SUPPLEMENTARY EVENT**  
**MATCH 7 - STANDING RAPID FIRE - 25M**

**Pistol Type:** All classes 1, 2 & 3

**Range:** 25m

**Ammunition:** 6 Rounds

**Target:** SSAA Military Pistol Target 2001

**Timing:** 10 Seconds

**Position:** Standing Unsupported Freestyle

**Procedure:**

Shooter adopts the '*Ready*' position, on the firing line with the pistol condition - '*Loaded*'.

- On the command '*Fire*', the shooter engages the target with 6 rounds rapid fire.

**Total of 6 Rounds**

**Scoring: Highest possible score: 60.6.**

All hits scored at true target value.

Centre X Bulls are scored to eliminate tied scores.

Rounds fired after '*Cease Fire*' are deducted at 10 points per hit.

**SUPPLEMENTARY EVENT**  
**MATCH 8 - STANDING RAPID FIRE - 25M**

- Pistol Type:** All classes 1, 2 & 3
- Range:** 25m
- Ammunition:** 15 Rounds
- Target:** SSAA Military Pistol Target 2001
- Timing:** 20 Seconds
- Position:** Standing Unsupported Freestyle

**Procedure:**

Shooter adopts the 'Ready' position, on the firing line with the pistol condition - 'Loaded'.

- On the command 'Fire', the shooter engages the target with 15 rounds rapid fire.
- Any reloading is at the competitor's discretion during the event.

**Total of 15 Rounds**

**Scoring: Highest possible score: 150.15.**

All hits scored at true target value.

Centre X Bulls are scored to eliminate tied scores.

Rounds fired after 'Cease Fire' are deducted at 10 points per hit.

**SUPPLEMENTARY EVENT**

## **MATCH 9 - 50M LONG RANGE DELIBERATE - CLASS 1 AND 2**

**Pistol Type:** Class 1 and 2

**Range:** 50m

**Ammunition:** 12 Rounds

**Target:** SSAA Military Pistol Target 2001

**Timing:** 180 Seconds

**Position:** Unsupported

### **Procedure:**

Shooter adopts their selected position on the firing line with the pistol condition - '*Loaded*'.

On the command 'Fire', the shooter:

- engages the target with 6 rounds from the adopted position using a two handed grip, then
- reloads and re-engages the target with the final 6 rounds, same grip.

**Total of 12 Rounds**

**Scoring: Highest possible score: 120.12.**

All hits scored at true target value.

Centre X Bulls are scored to eliminate tied scores.

**SUPPLEMENTARY EVENT**  
**MATCH 10 - STANDING BARRICADE SHOOT - 15M**

**Pistol Type:** All Classes

**Range:** 15m

**Ammunition:** 18 Rounds

**Target:** SSAA Military Pistol Target 2001

**Timing:** 60 Seconds

**Position:** Standing Freestyle

**Procedure:**

This shoot requires a standing height barricade, which allows shooting from both edges of the barricade.

Shooter adopts the 'Ready' position, on the firing line with the pistol condition - 'Loaded'.

- On the command 'Fire', the shooter engages the target with 6 rounds from the right hand edge of the barricade. The safety is applied and then the shooter moves to the other edge of the barricade and engages the target from the left hand edge of the barricade with 6 rounds.
- A further 6 rounds are fired from either edge of the barricade, as the shooter prefers.
- Any reloading is at the competitor's discretion during the event.

**Total of 18 Rounds**

**Scoring: Highest possible score: 180.18.**

All hits scored at true target value.

Centre X Bulls are scored to eliminate tied scores.

Rounds fired after 'Cease Fire' are deducted at 10 points per hit.

## **SUPPLEMENTARY EVENT**

### **MATCH 11 - STANDING DELIBERATE - 15M - Class 5**

**Pistol Type:** Class 5.

**Range:** 25m

**Ammunition:** 12 Rounds

**Target:** SSAA Military Pistol Target 2001

**Timing:** 2 mins 30 Seconds

**Position:** Standing Unsupported Freestyle

#### **Procedure:**

Shooter adopts the '*Ready*' position, on the firing line with the pistol condition - '*Loaded*'.

On the command '*Fire*', the shooter:

- engages the target with 6 rounds from the '*Standing*' position, then reloads 6 rounds and re-engages the target.

**Total of 12 Rounds**

#### **Scoring:**

**Highest possible score: 120.12.**

All hits scored at true target value.

Centre X Bulls are scored to eliminate tied scores.

## SUPPLEMENTARY EVENT

### MATCH 12 - SERVICE PISTOL MATCH- VARIOUS RANGES - All Classes

This is a major match and may be shot in whole or in a series

**Pistol Type:** All Classes      **Ammunition:** 90 Rounds

**Ranges:** 7 to 50m      **Target:** SSAA Military Pistol Target 2001

**Timing:** RO's Timings      **Position:** Positions various

#### **Procedure: Practice 1 - 50 metres - (4 x 6 rds in 2mins 45 Secs)**

The match is fired similar to the 3 Position, with competitors adopting each position and firing from the designated position.

For each practice, the shooter adopts the 'Ready' position, on the firing line with the pistol condition - 'Loaded'.

On the command 'Fire', the shooter:

<b>Serial</b>	<b>Rounds Fired</b>	<b>Position</b>	<b>Timing</b>
1.	6	Prone free position	All serials fired in a total time of 2mins 45sec.
2.	6	Sitting free position	
3.	6	fired in the right hand around the RH side of the barricade	
4.	6	fired in the left hand around the LH side of the barricade	

**Total of 24 Rounds**

#### **Practice Scoring:**

**Highest possible score: 240.24.**

All hits scored at true target value.

Centre X Bulls are scored to eliminate tied scores.

#### **Procedure: Practice 2 - 25 metres**

<b>Serial</b>	<b>Rounds Fired</b>	<b>Position</b>	<b>Timing</b>
1.	6	fired in the right hand around the RH side of the barricade	15secs
2.	6	fired in the left hand around the LH side of the barricade	15secs
3.	12	6rds fired in the left hand around the LH side of the barricade, followed by 6rds fired in the left hand around the LH side of the barricade	35secs

**Total of 24 Rounds**

**Practice Scoring:**

**Highest possible score: 240.24.**

All hits scored at true target value.

Centre X Bulls are scored to eliminate tied scores.

**Procedure: Practice 3 - 25 metres**

<b>Serial</b>	<b>Rounds Fired</b>	<b>Position</b>	<b>Timing</b>
1.	6	3rds fired in the strong hand clear of the barricade, followed by another 3rds fired in the strong hand clear of the barricade	6secs
2.	6	6rds fired in sets of 2, in the strong hand clear of the barricade	6secs

**Total of 12 Rounds**

**Practice Scoring:**

**Highest possible score: 120.12.**

All hits scored at true target value.

Centre X Bulls are scored to eliminate tied scores.

**Procedure: Practice 4 - 10 metres**

<b>Serial</b>	<b>Rounds Fired</b>	<b>Position</b>	<b>Timing</b>
1.	6	6rds fired in the strong hand	4secs
2.	6	3rds fired in left hand, then 3rds in the right hand	8secs
3.	6	fired in two sets of 3rds	4secs

**Total of 18 Rounds**

**Practice Scoring:**

**Highest possible score: 180.18.**

All hits scored at true target value.

Centre X Bulls are scored to eliminate tied scores.

**Procedure: Practice 5 - 7 metres**

<b>Serial</b>	<b>Rounds Fired</b>	<b>Position</b>	<b>Timing</b>
1.	6	6rds fired free hold in a crouched position	15secs
2.	6	6rds fired free hold in a crouched position	15secs

**Total of 12 Rounds**

**Practice Scoring:**

**Highest possible score: 120.12.**

All hits scored at true target value.

Centre X Bulls are scored to eliminate tied scores.

**Match Scoring:**

**Highest possible score: 900.90** at a total of 90 rounds for the full match.

Centre X Bulls are scored to eliminate tied scores.

### Annex 3C: Military Pistol Target

#### SSAA MILITARY PISTOL TARGET 2001



X Ring 45mm W x 90mm H

10 Ring 100mm W x 150mm H

9 Ring 200mm W x 300mm H

8 Ring 300mm W x 450mm H

7 Ring 400mm W x 600mm H

The 6 ring continues to the borders of the page, approximately 15mm either side and between 10 - 20 mm top and bottom.

In the corners there is allowance for the 5 ring, these being 65mm outside the corners of the outer 6 ring.

**Section 4: SSAA Certificate of Rifle/Pistol Class.**

***Combined Services Discipline***

A proforma certificate for use in certifying the class of rifle or pistol evaluated and approved by the SSAA Combined Services Discipline Evaluation Committee.

The certificate should be prepared in duplicate with a copy to the member and a copy retained by the State Association or Branch for their records.

**SSAA CERTIFICATE OF RIFLE CLASS  
COMBINED SERVICES DISCIPLINE**

<i>Serial Number</i>	<i>Manufacturer</i>	<i>Model/Type</i>	<i>Description / Identifying Features</i>	<i>Owners Name, Address And Contact Telephone Number</i>	<i>Date of Evaluation</i>
				<b>SSAA Membership Number:</b> .....	

<b>Committee Classification of Class:</b>	It is certified that the rifle as submitted is sentenced as Class : .....
<b>Signed - National Discipline Chairperson :</b>	Print Name : ..... Signature : ..... Date : .....
<b>Signed - Competition Committee Member</b>	Print Name : ..... Signature : ..... Date : .....

Issue 4  
Jan 2003

**SSAA CERTIFICATE OF PISTOL CLASS  
COMBINED SERVICES DISCIPLINE**

<b>Serial Number</b>	<b>Manufacturer</b>	<b>Model/Type</b>	<b>Description / Identifying Features</b>	<b>Owners Name, Address And Contact Telephone Number</b>	<b>Date of Evaluation</b>
				<b>SSAA Membership Number:</b> .....	

<b>Committee Classification of Class:</b>	It is certified that the pistol as submitted is sentenced as Class : .....
<b>Signed - National Discipline Chairperson :</b>	Print Name : ..... Signature : ..... Date : .....
<b>Signed - Competition Committee Member</b>	Print Name : ..... Signature : ..... Date : .....

Issue 4  
Jan 2003